

CATALOGO 2021



AUTOMOTIVE CONNECTORS

ELECTRICAL PARTS

WWW.DEAAUTOMOTIVESRL.COM



CHI SIAMO



PRESENZA SUL TERRITORIO

**FURGONI ATTREZZATI
MAGAZZINO MOBILE**



**COLLABORAZIONE CONTINUA
CON LE PIU' IMPORTANTI
AZIENDE DEL SETTORE**



**SERVIZIO MIRATO
VISITE COSTANTI**

PROFESSIONISTI ALTAMENTE QUALIFICATI

**ASSISTENZA POST-VENDITA
RICERCA NUOVI PRODOTTI**

**TEAM GIOVANE
E
DINAMICO**



0382/478450

INFO@DEAAUTOMOTIVESRL.COM

WWW.DEAAUTOMOTIVESRL.COM



INFO@DEAAUTOMOTIVESRL.COM

Dea
S.r.l.
Automotive



SEDE



SPEDIZIONI GARANTITE



MAGAZZINO MOBILE
VENIAMO NOI DA VOI !!



WWW.DEAAUTOMOTIVESRL.COM

1500 CODICI
DISPONIBILI SUBITO
PRONTA CONSEGNA

SEZIONI

CONNETTORI

Dea Automotive



WWW.DEAAUTOMOTIVESRL.COM

TERMINALI

Dea Automotive



WWW.DEAAUTOMOTIVESRL.COM

FUSIBILI

Dea Automotive



WWW.DEAAUTOMOTIVESRL.COM

1 / 28

29 / 46

47 / 59

GUAINE-CORRUGATI

FASCETTE

NASTRO

Dea Automotive



WWW.DEAAUTOMOTIVESRL.COM

MORSETTI BATTERIA

ACCESSORI

Dea Automotive



WWW.DEAAUTOMOTIVESRL.COM

CAVO-STAGNO

ACCESSORI

Dea Automotive



WWW.DEAAUTOMOTIVESRL.COM

60 / 67

68 / 72

73 / 84

RELE'

ACCESSORI

Dea Automotive



WWW.DEAAUTOMOTIVESRL.COM

SPIE

INTERRUTTORI

Dea Automotive



WWW.DEAAUTOMOTIVESRL.COM

CLACSON

PRESE-SPINE

Dea Automotive



WWW.DEAAUTOMOTIVESRL.COM

85 / 92

93 / 103

104 / 105

SEZIONI



106 / 124



125 / 126



127 / 134



135 / 150



151 / 156



157 / 164



165 / 171




172 / 188

Dea S.r.l.
Automotive

CONNETTORI

Dea S.r.l.
Automotive



WWW.DEAAUTOMOTIVESRL.COM

LEGENDA CONNETTORI

					
ESTRATTORI	PG.1	STANDARD	PG.2	SUPERSEAL	PG.3
					
KIT SUPERSEAL	PG.4	KIT PACKARD	PG.4	KIT TIMER	PG.4
					
PACKARD	PG.5	CAPPUCCI	PG.5	TIMER	PG.6
					
JPT	PG.7	C280	PG.8	HDSCS	PG.9
					
MQS	PG.10	M-CON	PG.11	FEP	PG.12
					
SICMA	PG.13	KIT RESISTENZE	PG.13	POTENZA MTA	PG.14
					
INIETTORI	PG.14	GEN.DAILY-DUCATO	PG.15	SPEC. AUTO	PG.15
					
PULL-TO-SEAT	PG.15	WEATHER-PACK	PG.15	CIRC.TRUCK	PG.16

LEGENDA CONNETTORI

		
FAN.POST.TRUCK PG.17	TACHIGRAFO PG.18	ASPOCK ASS3 PG.18
		
GENER.TRUCK PG.18	ALLESTITORI PG.19	SPECIFICI GENER. PG.20
		
DEUTSCH PG.21	CABLATE PG.22	MOD. PANDA PG.23
		
PORTA LAMPADE	PG.24-25-26-27	ELETTROVALVOLE PG.28



ESTRATTORI TERMINALI

	UTN604
	EBS
	UTN9007A
	BSK-BDK 4 MOLLE
	UTN901
	IVECO 1,5 -MATE-N-LOCK
	UTN902
	IVECO 2,5
	UTN908
	DEUTSCH DT
	UTN903
	TIMER
	UTN900
	SUPERSEAL M/F
	UTN904
	MINIFIT



Dea S.r.l.

Automotive

CONNETTORI STANDARD 6,3

			
CN2100	CN2101	CN2102	CN2103
1 VIA-P.F.	1 VIA - P.M.	2 VIE-P.F.	2 VIE-P.M.
			
CN2104	CN2105	CN2106	CN2107
2 VIE(T) P.F.	2 VIE(T) P.M.	3 VIE-P.F.	3 VIE-P.M.
			
CN2108	CN2109	CN2110	CN2111
4 VIE-P.F.	4 VIE-P.M.	6 VIE-P.F.	6 VIE-P.M.
			
CN2112	CN2113	CN2114	CN2115
8 VIE-P.F.	8 VIE-P.M.	11 VIE-P.F.	11 VIE-P.M.
			
			
CN2000	CN2001	CN2007	CN2008
COPRIF.6.3 P.F.	COPRIF. 6.3. P.M.	COPRIF. 2.8.	COPRIF. 4.8.
			
CN2010	CN2011	CN1999	
COPRIF.ANTIVIBR.	COPRIF.6.3.RIGIDO	COPRIF. 9.5. P.F.	

SUPERSEAL					
					
CN2300		CN2301		TR1338	
1VIA P.F.		1VIA P.M.		FEMMINA	
					
CN2302		CN2303		TR1339	
2VIE P.F.		2VIE P.M.		MASCIO	
				TR1340	
CN2306		CN2307		TR1354--TAPPO	
3VIE P.F.		3VIE P.M.			
				TR1358	
CN2308		CN2309			
4VIE P.F.		4VIE P.M.		TR1358	
					
CN2310		CN2311		CN2312	
5VIE P.F.		5VIE P.M.		6VIE P.F.	
		CN2313		6VIE P.M.	
CN2310		CN2311		CN2313	
5VIE P.F.		5VIE P.M.		6VIE P.M.	

KIT SUPERSEAL

COMPOSIZIONE SINGOLA CON TERMINALI E GOMMINI

	1VIA P.F. KIT099		2VIE P.F. KIT053		3VIE P.F. KIT054
	4VIE P.F. KIT055		5VIE P.F. KIT067		6VIE P.F. KIT069
	1VIA P.M. KIT093		2VIE P.M. KIT066		3VIE P.M. KIT061
	4VIE P.M. KIT062		5VIE P.M. KIT068		6VIE P.M. KIT070






KIT PACKARD

COMPOSIZIONE SINGOLA CON TERMINALI E GOMMINI

	1VIA P.F. KIT072		2VIE P.F. KIT058		3VIE P.F. KIT051
	1VIA P.M. KIT073		2VIE P.M. KIT065		3VIE P.M. KIT052

KIT TIMER

COMPOSIZIONE SINGOLA CON
TERMINALI E GOMMINI

	3VIE P.F. KIT115		4VIE P.F. KIT118		5VIE P.F. KIT119
			2VIE P.F. KIT059		2VIE P.M. KIT090

CONNETTORI PACKARD SERIE 2.80-6.30 GIGANTE*

				
CN2315	CN2314		CN2317	CN2316
PACKARD 1 VIA P.F.	PACKARD 1 VIA P.M.		PACKARD 2 VIE P.F.	PACKARD 2 VIE P.M.
				
CN2319	CN2318		TR1335	TR1336
PACKARD 3 VIE P.F.	PACKARD 3 VIE P.M.		TERM.FEMMINA	TERM. MASCHIO
	S.6,30  2VIE PF	S.6,30  2VIE PM		
TR1341	CN2320K *	KIT094 *		
GOMMINO	SERIE 6,30 GIGANTE COMPLETA DI TERMINALI E GOMMINI			

CAPPUCCI SUPERSEAL-TIMER



	A	B	C	D	E	
CODICE	TIPO	DESCRIZIONE	UTILIZZO			
CN2526	A	2-VIE	 SUPERSEAL	 TIMER		
CN2529	B	3-VIE				
CN2530	C	4-VIE				
CN2531	D	5-VIE				
CN2532	E	6-VIE				



CONNETTORI TIMER

				
CN2500 2 VIE P.F.	CN2503 3 VIE P.F.		CN2505 4 VIE P.F.	CN2507 5 VIE P.F.
 SU RICHIESTA	 SU RICHIESTA			 SU RICHIESTA
CN2509 6 VIE P.F.	CN2510 7 VIE P.F.		TR1321 TERM.TIMER 1-2,5	TR1321/05 TERM.TIMER 0,5-1
 SU RICHIESTA	 SU RICHIESTA			
CN2493 2VIE WV LATER.	CN2494 3VIE WV LATER.			
				
CN2502 2 VIE P.M	CN2504 3 VIE P.M		TR1322 TERM MASCHIO	

ESTRATTORE TERMINALI TIMER

UTN903












CONNETTORI JPT

COMPLETI DI TERMINALI E ACCESSORI

					
CN2322K	2VIE PF	CN2322KM	2VIE PM	CN2340K	3VIE PF
CON PROTEZIONE				CON PROTEZIONE	
					
CN2341K	4VIE PF	CN2343K	5VIE PF	CN2344K	6VIE PF
CON PROTEZIONE		CON PROTEZIONE		CON PROTEZIONE	
					
CN2323K	2VIE PF	CN2345K	3VIE PF	CN2346K	4VIE PF
SENZA PROTEZIONE		SENZA PROTEZIONE		SENZA PROTEZIONE	
					
CN2347K	5VIE PF	TR1340			
SENZA PROTEZIONE		GOMMINO			
					
TR1570		TR1321		TR1322	
FEMMINA		FEMMINA		MASCHIO	

CONNETTORI C280

COMPLETI DI TERMINALI E ACCESSORI

					
CN2497K	2VIE PF	CN2496K	2VIE PF	CN2493K	3VIE PF
SECONDARY LOCK VIOLA		SECONDARY LOCK GIALLO		SECONDARY LOCK GIALLO	
					
CN2498K	3VIE PF	CN2492K	4VIE PF		
SECONDARY LOCK VIOLA		SECONDARY LOCK VIOLA			
					
TR1570		TR1340		UTN900/A	
FEMMINA		GOMMINO		ESTRATTORE	



CONNETTORI HDSCS

COMPLETI DI TERMINALI E ACCESSORI

					
CN2270K	2VIE	CN2271K	3VIE	CN2273K	4VIE
HDSCS 1,5		HDSCS 1,5		HDSCS 2,8	
					
CN2274K	4VIE PM	CN2272K	5VIE PF	KIT075	6VIE PF
HDSCS		HDSCS (2+3)1,5-2,8		HDSCS 1,5	
					
KIT074	6VIE PF	CN2275K	7VIE PF		
HDSCS 2,8		HDSCS 2,8			
					
CN2277K/PF	8VIE PF	CN2277K/PM	8VIE PM	KIT210	15VIE PF
HDSCS 1,5		HDSCS 1,5		HDSCS MISTO FAN. POST	
		 1,5		 2,8	
		TR1331		TR1323	
		 1,5		 2,8	
		TR1348		TR1345	
KIT211		15VIE PM		HDSCS MISTO FAN. POST	

CONNETTORI MQS

COMPLETI DI TERMINALI E ACCESSORI

					
CN2250K	2VIE PF	CN2254K	2VIE PF	CN2251K	3VIE PF
MQS		MQS TIPO C		MQS	
					
CN2252K	4VIE PF	CN2253K	6VIE PF		
MQS		MQS			
					
CN2469	6VIE PF			TR1304	
MQS CABLATO				MQS GOMMINO	
					
TR1301		TR1303		TR1303/15	
MASCHIO 0,35-0,75		FEMMINA 0,35-0,75		FEMMINA 0,75-1,50	
					

CONNETTORI M-CON

* COMPLETI DI TERMINALI



KIT214

3 VIE PM



KIT215

3 VIE PF



KIT216

2 VIE PF



KIT217

2 VIE PM



CN2447

4 VIE CABLATO



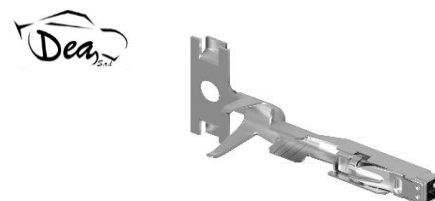
CN2448

5 VIE CABLATO



CN2349

6 VIE CABLATO



TR1330

TERMINALE FEMMINA

CONNETTORI SERIE FEP

SERIE 2,8

				
CN2325K	CN2325K/M		CN2279K	CN2278K
2VIE P.F. 2,8 FEP	2VIE P.M. 2,8 FEP		3VIE P.F. 2,8 FEP	4VIE P.F. 2,8 FEP
				
TR1321	TR1322			
TIMER FEP FEMMINA	TIMER FEP MASCHIO			









SERIE MICRO 1,5

				
CN2280K	CN2281K		CN2285K	TR1770
2VIE P.F. 1,5 FEP	3VIE P.F. 1,5 FEP		4VIE P.F. 1,5 FEP	FEMMINA MICRO
				
KIT101				
2VIE P.M. 1,5 FEP				


Automotive










KIT CONNETTORI SICMA

COMPOSIZIONE CON TERMINALI

 <p>2 VIE PF</p>	CN2331K		 <p>3 VIE PF</p>	CN2333K
	SICMA 1,5			SICMA 1,5
 <p>2 VIE PM</p>	CN2332K		 <p>6 VIE PF</p>	KIT082
	SICMA 1,5			SICMA 1,5
	TR1365			TR1369
	FEMM.SICMA 1.5			MASCH. SICMA 1.5
	TR1366			TR1367
	FEMM.SICMA 2.8			MASCH. SICMA 2.8

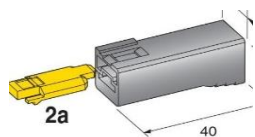
CONNETTORI RESISTENZE RISCALDAMENTO

COMPLETI DI TERMINALI

	CN2337K			CN2338K
	FIAT 500-PANDA			DUCATO-G.PUNTO
	CN2339K			CN2351K
	PANDA			CLIMATRONIC
	KIT114			CN2463
	RENAULT			PSA
				CN2462
				PSA
				VEDI RESISTENZE RISCALDAMENTO
				

KIT CONNETTORI DI POTENZA

COMPLETI DI TERMINALI E ACCESSORI



KIT74

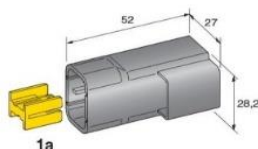
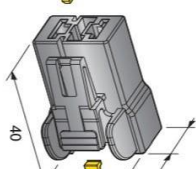
1VIA P.F.

KIT75

1VIA P.M.

KIT CONNESSIONE DI POTENZA

KIT CONNESSIONE DI POTENZA



KIT76

2VIE P.F.

KIT77

2VIE P.M.

KIT CONNESSIONE DI POTENZA

KIT CONNESSIONE DI POTENZA

KIT ASPOCK ASS

COMPLETI DI TERMINALI E ACCESSORI



P.M.



P.F.



P.M.



KIT203

17VIE PM

KIT204

17VIE PF

KIT060

7VIE PM

KIT CROMA-CIRCOLARI IVECO

COMPLETI DI TERMINALI E ACCESSORI

P.F.



CN2215K

SERVOSTERZO FIA CROMA

P.F.



CN2268K

2VIE PF CIRCOLARE

P.M.



CN2222K

USURA FRENI DAILY



P.F.

CN2221K

USURA FRENI DAILY

P.F.



CN2242K

4VIE PF CIRCOLARE



P.M.

CN2242KM

4VIE PF CIRCOLARE

P.F.



CN2243K

7VIE PF CIRCOLARE



P.M.

CN2243KM

7VIE PF CIRCOLARE



CONNETTORI IVECO DAILY-DUCATO				COMPLETI DI TERMINALI	
 12VIE P.F.	 12VIE P.F.		 P.M.	 P.F.	
CN2256K	CN2257K		CN2222K	CN2221K	
DEVIO LUCI DAILY	DEVIO LUCI DAILY		USURA FRENI DAILY	USURA FRENI DAILY	
 4VIE P.F.	 P.F.		 5VIE P.F.	 P.F. 3VIE	
CN2245K	CN2283K		KIT064	CN2751K	
INTERRUTTORE DAILY	DEBIMETRO DUCATO		TERGI DUCATO	SSC BOBINE DAILY METANO	
CONNETTORI SPECIFICI AUTO				COMPLETI DI TERMINALI	
 P.F.	 6VIE P.F.		 2VIE P.F.	 3VIE P.F.	
CN2265K	CN2282K		CN2215K	CN2292K	
KIT CONN. CANDELETTE	EGR MICROTIMER		SERVOSTERZO FIA CROMA	SERIE GT 150	
 2VIE P.F.	 3VIE P.F.		 2VIE P.F.	 P.F. 3VIE	
KIT071	KIT078		CN2743K	CN2751K	
ALTERNATORE AUDI-WV	DEBIMETRO WV		SSC INIETT. BENZ.	SSC BOBINE FIAT	
CONNETTORI PULL-TO-SEAT---WEATHER PACK				COMPLETI DI TERMINALI	
 2 VIE PF	KIT083		 2 VIE PM	KIT096	
	PULL-TO-SEAT			WEATHER PACK	
 2 VIE PF	KIT084		 2 VIE PF	KIT095	
	PULL-TO-SEAT			WEATHER PACK	
 2 VIE PF	KIT085				
	PULL-TO-SEAT				
					

CONNETTORI CIRCOLARI TRUCK

COMPOSIZIONE CON TERMINALI

<p>IVECO</p>  <p>P.F. 2 VIE</p> 	<p>IVECO</p>  <p>P.F. 4 VIE</p> 	<p>IVECO</p>  <p>P.F. 7 VIE</p> 
<p>CN2268K</p>	<p>CN2242K</p>	<p>CN2243K</p>
<p>IVECO SENSORI ELETTROV.</p>	<p>TACHIGRAFO-SERBATOIO</p>	<p>FANALI POSTERIORI</p>
	<p>IVECO</p>  <p>P.M. 4 VIE</p> 	<p>IVECO</p>  <p>P.M. 7 VIE</p> 
<p>TR1340</p>	<p>CN2242KM</p>	<p>CN2243KM</p>
<p>GOMMINO</p>	<p>CIRCOLARE 4 VIE</p>	<p>CIRCOLARE 7 VIE</p>
		
<p>CN2229</p>	<p>CN2226</p>	<p>TR1312</p>
<p>CORAZZA 90° X CN2227</p>	<p>CORAZZA 90° X CN2225</p>	<p>FEMMINA SERIE 250</p>
		
<p>TR1370</p>	<p>TR1378</p>	<p>TR1313</p>
<p>FEMMINA SERIE 150</p>	<p>MASCHIO SERIE 150</p>	<p>MASCHIO SERIE 250</p>

CONNETTORI FANALI POSTERIORI TRUCK

COMPOSIZIONE CON TERMINALI

<p>SU RICHIESTA</p>  <p>DAF</p>	 <p> </p>	 <p>IVECO</p>
<p>CN2750K</p>	<p>CN2746K</p>	<p>CN2747K</p>
<p>8 VIE P.F.</p>	<p>8 VIE P.F.</p>	<p>STRALIS 8 VIE P.F. (7+1)</p>
 <p>IVECO</p>	 <p>TERMINALE LATERALE PER CN2746-2747</p> <p> </p>	 <p>TERMINALE CENTRALE PER CN2747</p> <p>IVECO</p>
<p>CN2227K</p>	<p>KIT081</p>	<p>KIT080</p>
<p>10 VIE P.F. EUROCARGO</p>	<p>RICAMBI CONNETTORE</p>	<p>RICAMBI CONNETTORE</p>
 <p>IVECO</p>	 <p>Dea Automotive</p>	 <p>Dea Automotive </p>
<p>CN2225K</p>	<p>TRK8515K</p>	<p>TRK8518K</p>
<p>3 VIE P.F. EUROCARGO</p>	<p>FANALI POST. </p>	<p>FANALI POST. </p>

CONNETTORI TACHIGRAFO				COMPOSIZIONE SENZA TERMINALI			
 ROSSO		CN2420 * SENZA TERMINALI CONNESSIONE TACHIGRAFO		 BIANCO		CN2422 * SENZA TERMINALI CONNESSIONE TACHIGRAFO	
 GIALLO		CN2421 * SENZA TERMINALI CONNESSIONE TACHIGRAFO		 MARRONE		CN2423 * SENZA TERMINALI CONNESSIONE TACHIGRAFO	
KIT ASPOCK ASS				COMPOSIZIONE SINGOLA CON TERMINALI			
   P.M.		   P.F.		   P.M.			
KIT203		17VIE		KIT204		17VIE	
				KIT060		7VIE	
CONNETTORI TRUCK				COMPOSIZIONE SINGOLA CON TERMINALI			
 5VIE P.F.		 90° 5VIE P.F.		 8VIE P.F.		 3 VIE PF	
CN2748K		CN2753K		CN2241K		KIT205	
ALTERNATORE IVECO		ALTERNATORE IVECO		INTERR. IVECO DAILY		BULBO STRALIS AC	
 2VIE P.F.		 94VIE P.F.		 12VIE P.F.		 10VIE P.F.	
CN2749K		KIT079		CN2246K		KIT091	
ALTERNATORE STRALIS		CENTRALINA EDC 16		INTERRUTORE STRALIS		INTERR.SCANIA-STRALIS	
WWW.DEAAUTOMOTIVESRL.COM				 			

CONNETTORI ALLESTIMENTO



CN2012K

18 VIE P.F.



CN2013KPMGI

12 VIE P.M.




CN2013KPMGR

12 VIE P.M.



KIT086



KIT100

20 VIE P.F. EUROCARGO



CN2006KPF

21 VIE P.F.



CN2006KPM

21 VIE P.M.



CN2009KPF

21 VIE P.F.



CN2009KPM

21 VIE P.M.

CONNETTORI SPECIFICI

COMPLETI DI TERMINALI E ACCESSORI




KIT212

DAILY 50 VIE PM CORPO FANALE



KIT213

DAILY 50 VIE PF CORPO FANALE



KIT088

40 VIE GRIGIO PF CENTRALINE



KIT087

40 VIE PF NERO CENTRALINE



KIT218

89 VIE PF MISTO EDC 17



KIT056

32 VIE PF



KIT117





























ECONOSEAL 3VIE PF



KIT089

EVS6 SERIE GT150 2VIE PF TROMBE FIAT

CONNETTORI DEUTSCH DTM-DT-DTP

		TR1752		
		TERMINALE		
		FEMMINA	CN2360	CN2361
	DTM	2 VIE P.M.	2 VIE P.F.	
		TR1753		
		TERMINALE		
CN2362K	CN2363K	MASCHIO	CN2364K	CN2365K
3 VIE P.M.	3 VIE P.F.	DTM	4 VIE P.M.	4 VIE P.F.
				
CN2366K	CN2367K		CN2368K	CN2369K
6 VIE P.M.	6 VIE P.F.		8 VIE P.M.	8 VIE P.F.
				
			CN2371K	CN2370K
			2 VIE P.M.	2 VIE P.F.
		UTN908		
CN2373K	CN2372K	ESTRATTORE	CN2375K	CN2374K
3 VIE P.M.	3 VIE P.F.	SERIE DT	4 VIE P.M.	4 VIE P.F.
		TR1374		
CN2377K	CN2376K	TERMINALE	CN2379K	CN2378K
6 VIE P.M.	6 VIE P.F.	FEMMINA	8 VIE P.M.	8 VIE P.F.
		DT		
CN2381K	CN2380K	TR1375		
12 VIE P.M.	12 VIE P.F.	TERMINALE		
		MASCHIO		
<p>TUTTE LE SERIE DEUTSCH</p> <p>SONO COMPRENSIVE DI TERMINALI</p> <p>E SECONDARY LOCK</p>		DT	CN2385K	CN2386K
			4 VIE P.M.	4 VIE P.F.

CONNESSIONI CABLATE

		2 VIE		
				CN2473 LSK 2 VIE
				
CN2461	CN2477	CN2336	CN2459	
HSG 2 VIE NERO	ECONOSEAL 2 VIE	AFK 2 vie NERO	AFK 2 VIE GRIGIO	
				
CN2474	CN2439	N.D.	CN2463	
SUMITOMO 2 VIE	DCS 2 VIE	DCS 2 VIE GRIGIO	HSG 2 VIE	
4 VIE				
		CN2446	CN2447	
		FANALE POST 4 VIE	M-CON 4 VIE	
5 VIE				
		CN2445	CN2448	CN2465
		FANALE POST 5 VIE	M-CON 5 VIE	RISC.SICMA 5 VIE
		6 VIE		
CN2464	CN2466			CN2453
RISC. SERIE 187-5 VIE	HSG 5 VIE			HSG 6 VIE NERO
				
CN2462	CN2453	CN2454	CN2469	
HSG 6 VIE VERDE	HSG 6 VIE NERO	FEP 6 VIE	MQS 6 VIE	
				
CN2452	CN2349	CN2455	CN2481	
FANALE POST 6 VIE	M-CON 6 VIE	GT-150 8 VIE	BODY SMART	

MODIFICA PANDA



CN2482

MODIFICA RELE' LUCI



PANDA



CN2480

2 FILI CABLATI



CN2328







KIT NON CABLATO



CONNETTORI PORTA LAMPADE

		
<p>CN2248</p>	<p>CN2247</p>	<p>CN2264</p>
<p>H7</p>	<p>H4</p>	<p>H1 CON MASSA</p>
<p>SU RICHIESTA</p> 	<p>SU RICHIESTA</p> 	
<p>CN2260</p>	<p>CN2261</p>	<p>CN2429</p>
<p>H4 CERAMICA</p>	<p>H7 CERAMICA</p>	<p>H7 FIAT 500</p>
		
<p>CN2263</p>	<p>CN2433</p>	<p>CN2431</p>
<p>HB3</p>	<p>HB4</p>	<p>H9</p>

CONNETTORI PORTA LAMPADE

		
<p>TRK2434</p>	<p>TRK8399</p>	<p>CN2249</p>
<p>HB1-HB5</p>	<p>T4W</p>	<p>H11-H8-H2</p>
		
<p>CN2435</p>	<p>TRK8396</p>	<p>TRK8393</p>
<p>H13</p>	<p>T10</p>	<p>T10</p>
		
<p>TRK8397</p>	<p>TRK8394</p>	<p>TRK8400</p>
<p>H6</p>	<p>H21</p>	<p>BA15S</p>

CONNETTORI PORTA LAMPADE NON CABLATI

CABLATA



NON CABLATA



IVECO



CN2456

KIT098

CN2269K

CONNETT. FARO 500 X-L

CONNETT. FARO 500 X-L

FENDINEBBIA DAILY

ORIGINAL PARTS



T10



ORIGINAL PARTS



T10



TRK8401

TRK8398

KIT097

ATTACCO SUPERSEAL 2 VIE

ATTACCO TIMER

H9

SU RICHIESTA



SU RICHIESTA



TRK2207

TRK2208



H4

H7

KIT CONNETTORE DIURNO FIAT 500



CN2430

CONNETTORE DIURNO 21-21/5W

Dea
S.r.l.
Automotive

CONNESSIONI ELETTROVALVOLE



CN 2745/2

CONNETTORE 2 VIE



CN 2745/3

CONNETTORE 3 VIE



CN 2745/4

CONNETTORE 4 VIE



CN2258

3 VIE MOD. RETTANGOLARE



CN2259

3 VIE MOD. QUADRATO




CN2259/1

4 VIE CON LED MOD. QUADRATO

Dea
S.r.l.
Automotive

TERMINALI

Dea^{S.r.l.}
Automotive



WWW.DEAAUTOMOTIVESRL.COM
















TERMINALI PREISOLATI-ISOLATI

					
TR1599/R	FEMM.	TR1599/B	FEMM.		
PREISOLATO 2,8		PREISOLATO 2,8			
					
TR1600-100	FEMM.	TR1601-100	FEMM.	TR1613	FEMM.
PREISOLATO 4,8		PREISOLATO 4,8		PREISOLATO 9,5	
					
TR1602-100	FEMM.	TR1604-100	FEMM.	TR1606-100	FEMM.
PREISOLATO 6,3		PREISOLATO 6,3		PREISOLATO 6,3	
					
TR1609-100	MASCHIO	TR1610	MASCHIO	TR1611	MASCHIO
PREISOLATO 6,3		PREISOLATO 6,3		PREISOLATO 6,3	
					
TR1603-100	FEMM.	TR1605-100	FEMM.	TR1607-100	FEMM.
ISOLATO 6,3		ISOLATO 6,3		ISOLATO 6,3	

TERMINALI PREISOLATI-ISOLATI

					
TR1509-100	MASCHIO	TR1511-100	MASCHIO	TR1513	MASCHIO
SPINA CILINDRICA		SPINA CILINDRICA		SPINA CILINDRICA	
					
TR1510-100	FEMM.	TR1512-100	FEMM.	TR1514	FEMM.
PRESA CILINDRICA		PRESA CILINDRICA		PRESA CILINDRICA	
					
TR1503-100	FEM-FEM	TR1505-100	FEM-FEM	TR1507	FEM-FEM
GIUNZIONE TESTA-TESTA		GIUNZIONE TESTA-TESTA		GIUNZIONE TESTA-TESTA	
					
TR1500	MASCHIO	TR1501	MASCHIO	TR1502	MASCHIO
PUNTALINO MASCHIO		PUNTALINO MASCHIO		PUNTALINO MASCHIO	
					
TR1410-100	D.4	TR1411-100	D.4	TR1412-100	D.4
FORCELLA		FORCELLA		FORCELLA	

TERMINALI PREISOLATI OCCHIELLO
















					
TR1401-100	F.4	TR1402-100	F.5	TR1403-100	F.6
OCCHIELLO ROSSO		OCCHIELLO ROSSO		OCCHIELLO ROSSO	
					
TR1404-100	F.8	TR1400-100	F.10		
OCCHIELLO ROSSO		OCCHIELLO ROSSO			
					
TR1405-100	F.4	TR1406-100	F.5	TR1407-100	F.6
OCCHIELLO BLU		OCCHIELLO BLU		OCCHIELLO BLU	
					
TR1408-100	F.8	TR1409-100	F.10	TR1419-100	F.12
OCCHIELLO BLU		OCCHIELLO BLU		OCCHIELLO BLU	
					

TERMINALI PREISOLATI OCCHIELLO

					
TR1413-100	F.4	TR1414-100	F.5	TR1415-100	F.6
OCCHIELLO GIALLO		OCCHIELLO GIALLO		OCCHIELLO GIALLO	
					
TR1416-100	F.8	TR1417-100	F.10	TR1418-101	F.12
OCCHIELLO GIALLO		OCCHIELLO GIALLO		OCCHIELLO GIALLO	



GIUNZIONI TERMOSALDANTI

					
TR1612	MASCHIO	TR1588	M/F		
ISOLATO 6,3 BLU		PREISOLATO 6,3			
					
TR1504	T-T	TR1506	T-T	TR1508	T-T
GIUNTO TERM.RESTR.		GIUNTO TERM.RESTR.		GIUNTO TERM.RESTR.	
					
TR1519	BIANCO	TR1520	ROSSO	TR1521	BLU
TERMOALDANTE		TERMOALDANTE		TERMOALDANTE	
					
TR1522	GIALLO	TR1527	BLU-ROSSO	TR1528	GIALLO-BLU
TERMOALDANTE		TERMOALDANTE		TERMOALDANTE	
					
TR1523	VERDE	TR1524	ROSSO	TR1525	BLU
GIUNZ.SALDANTE TESTA		GIUNZ.SALDANTE TESTA		GIUNZ.SALDANTE TESTA	

FASTON FEMMINA 2,8-4,8-6,3-9,5

 <p>SEZ.2,8</p>		 <p>*</p>	
TR1105		TR1108	
		SENZA DENTINO	CON DENTINO *
 <p>SEZ.4,8</p>		 <p>*</p>	
TR1104		TR1117	
		SENZA DENTINO	CON DENTINO *
 <p>SEZ.6,3</p>		 <p>*</p>	
TR1106		TR1109	
		SENZA DENTINO	CON DENTINO *
 		 <p>SEZ.6,3 * SEZ.4-6</p>	
		TR1120	
		CON DENTINO-CAVO 4-6	
 <p>SEZ.9,5</p>		 <p>*</p>	
TR1122		TR1123	
		SENZA DENTINO	CON DENTINO *

FASTON MASCHIO 2,8-4,8-6,3-9,5

		
	TR1116	TR1114
	MASCHIO CON DENTINO	MASCHIO CON DENTINO
		
	TR1111	TR1362
	MASCHIO CON DENTINO	MASCHIO CON DENTINO
		
	TR1121	TR1108
	MASCHIO CON DENTINO	MASCHIO SENZA DENTINO
<h3>FASTON SERIE ARGENTATA</h3>		
		<p style="text-align: center;">ARGENTATO</p> 
1106AR	1109AR	1111AR
FEMMINA SENZA DENTINO	FEMMINA CON DENTINO	MASCHIO CON DENTINO

FASTON ANTISGANCIO-BAIONETTE-OCCHIELLI

 		
	TR1300	TR1302
ANTISGANCIO	FEMMINA	FEMMINA
BAIONETTE		
	TR1125	TR1124
	PRESA FEMMINA TIPO CO.BO	SPINA MASCHIO TIPO CO.BO
TERMINALI OCCHIELLO		
		
TR1205	TR1206	TR1207
OCCHIELLO D.4	OCCHIELLO D.5	OCCHIELLO D.6
		 
TR1209	TR1210	
OCCHIELLO D.8	OCCHIELLO D.10	

TERMINALI SPECIFICI

MQS - MINIFIT - MATE-N-LOCK - MIC-GT150

 <p>TYP: MQS 0,25 - 0,50 mm²</p> 		
<p>TR1303 MQS FEMMINA</p>	<p>TR1304 GOMMINO MQS</p>	<p>MQS</p>
		 <p>molex </p>
<p>TR1307 MINIFIT MASCHIO</p>	<p>TR1308 MINIFIT FEMMINA</p>	<p>MINIFIT</p>
		
<p>TR1310 MATE-N-LOCK MASCHIO</p>	<p>TR1311 MATE-N-LOCK FEMMINA</p>	<p>MATE-N-LOCK</p>
		
<p>TR1316 *1-2,5 TR1361 *0,5-1 MIC-FEMMINA</p>	<p>TR1317 *1-2,5 TR1363 *0,5-1 MIC-MASCHIO</p>	<p>MIC</p>
		
<p>TR1318 GT150</p>	<p>TR1350 GOMMINO GT 150</p>	<p>GT150</p>

Dea
5 s.r.l.
Automotive



TERMINALI SPECIFICI

HDSCS - SSC - SICMAIII - SYSTEM IVECO - M1 - M2



TR1348 *1,5

TR1345 *2,5

HDSCS FEMMINA



TR1323 *2,5

HDSCS MASCHIO



HDSCS



TR1332 *0,5-1

SSC FEMMINA



SSC



TR1365 *1,5

TR1366 *2,5

SICMA III FEMMINA



TR1367 *1,5

TR1369 *2,5

SICMA III MASCHIO



SICMA



TR1370

TR1312

IVECO CILINDRICO FEMMINA



TR1378

TR1313

IVECO CILINDRICO MASCHIO



SERIE SYSTEM IVECO 2-4-7VIE



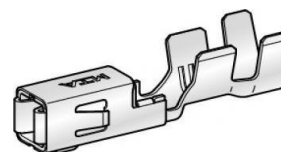
TR1382

M1 IVECO



TR1383

M2 IVECO



TR1381

PORTAFUSIBILI IVECO



TERMINALI SPECIFICI

KOSTAL - TIMER - MICROTIMER - MAXITIMER - PORTAFUSIBILI FIAT




KOSTAL



TR1376

KOSTAL FEMMINA



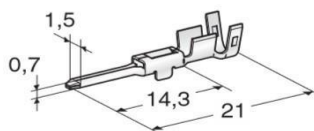
TR1321 *1-2.5
TR1321/05 * 0,5-1

TR1322

TIMER

TIMER FEMMINA

TIMER MASCHIO



TR1319

TR1320

MICROTIMER

MICRO-TIMER FEMMINA

MICRO-TIMER MASCHIO



TR1324

TR1325

MAXI-TIMER

PORTA FUSIBILI WV
MAXI-TIMER

IVECO STRALIS
MAXI-TIMER



TR1333

TR1334



PORTA FUSIBILI FIAT

PORTA FUSIBILI FIAT


1-2,5

4-6



TERMINALI SPECIFICI

BOSCH BAK-BDK-MCP-HPD- SUMITOMO -MKR PLUS -MAXIFUSE- FRAME



TR1309

BOSCH-BAK FEMMINA

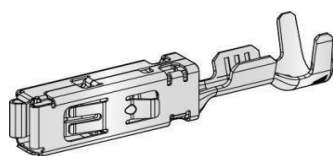


TR1570

BDK-MCP



BDK-MCP



TR1373

HPD-BDK 4 MOLLE



TR1660

SUMITOMO FEMMINA



TR1766 *0,5-1

TR1767 *0,75-1,5

MKR PLUS FEMMINA



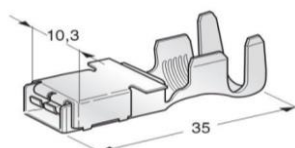
TR1766/M

0,5-1

MKR PLUS MASCHIO



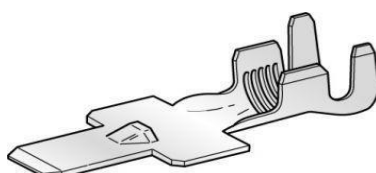
ALTERNATORE EUROCARGO



TR1327 *4-6

TR1329 *8-10

MAXIFUSE FEMMINA



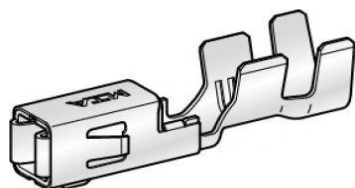
TR1328

TR1351 *10-16

POTENZA MASCHIO

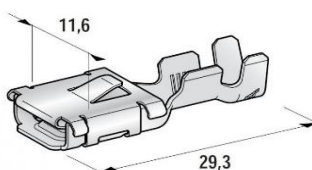


MAXIFUSE




TR1381

MINI FRAME



TR1353

FRAME



APPLICAZIONI FRAME



TERMINALI SPECIFICI

DEUTSCH - DTP-DT-DTM - CPC

		 <p>DTP</p> 
<p>TR1379</p> <p>DEUTSCH DTP FEMMINA</p>	<p>TR1380</p> <p>DEUTSCH DTP MASCHIO</p>	
		 <p>DT SERIES</p> 
<p>TR1374</p> <p>DEUTSCH DT FEMMINA</p>	<p>TR1375</p> <p>DEUTSCH DT MASCHIO</p>	
		 <p>DTM SERIES</p> 
<p>TR1752</p> <p>DEUTSCH DTM FEMMINA</p>	<p>TR1753</p> <p>DEUTSCH DTM MASCHIO</p>	
		
<p>TR1750</p> <p>CPC FEMMINA</p>	<p>TR1751</p> <p>CPC MASCHIO</p>	
PRODOTTI SU ORDINAZIONE		

Dea
S.r.l.
Automotive



TERMINALI SPECIFICI

SUPERSEAL - PACKARD S.280 - GOMMINI PASSACAVO - GIUNTE A CRIMPIRE



TR1338

SUPERSEAL FEMMINA



TR1339

SUPERSEAL MASCHIO



SUPERSEAL



TR1335

PACKARD S.280 FEMMINA



TR1336

PACKARD S.280 MASCHIO



PACKARD S.280



TR1771

GIUNTA CAVO A CRIMPIRE

1-2,5



TR1772

GIUNTA CAVO A CRIMPIRE

0,5-1



TR1340

GOMMINO PASSACAVO SUPERSEAL GIALLO

TR1358

GOMMINO PASSACAVO SUPERSEAL ROSSO

TR1341

GOMMINO PASSACAVO PACKARD VERDE



UTN900

ESTRATTORE SUPERSEAL M/F



TERMINALI SPECIFICI

0,70-SCANIA-ECONOSEAL-KOSTAL



TR1126

SERIE 0,70

TR1305

PORTAFUSIBILE SCANIA

TR1315

ECONOSEAL MASCHIO



TR1314

ECONOSEAL FEMMINA

TR1376

KOSTAL



TERMINALI DI POTENZA



CE






<p>FORO → 10MQ</p>		<p>FORO → 16MQ</p>		<p>FORO → 25MQ</p>	
CODICE	FORO	CODICE	FORO	CODICE	FORO
TR1696	5	TR1700	5	TR1705	6
TR1697	6	TR1701	6	TR1706	8
TR1698	8	TR1702	8	TR1707	10
TR1699	10	TR1703	10	TR1708	12
TR1695	12	TR1704	12		

<p>FORO → 35MQ</p>		<p>FORO → 50MQ</p>		<p>FORO → 70MQ</p>	
CODICE	FORO	CODICE	FORO	CODICE	FORO
TR1730	6	TR1731	6	TR1732	8
TR1709	8	TR1712	8	TR1715	10
TR1710	10	TR1713	10	TR1716	12
TR1711	12	TR1714	12		

<p>SEZIONE MMQ</p>		<p>UTN108</p>	<p>90°</p>	
TR1718	10		TR1733	50-F.8
TR1719	16	TR1734	50-F.10	
TR1720	25	TR1738	50-F.12	
TR1721	35	TR1735	70-F.10	
TR1722	50			
TR1723	70	PINZA 10-95 MMQ		



CAPPUCCI IN GOMMA

CAVO BATTERIA 35/50MM D.20 H.26 D.15-18		CAVO BATTERIA 35/50MM D.20 H.26 D.15-18		 <p>TR1795 IDEALE PER IN5751/M</p> 	
TR1795/R	ROSSO	TR1795	NERO		
CAVO BATTERIA 35/50MM D.24 H.30 D.15-18		CAVO BATTERIA 50/70MM D.30 H.40 D.17-22		CAVO BATTERIA 16/25MM D.17 H.24 D.8-12	
TR1794	NERO	TR1793	NERO	TR1712	NERO
CAVO BATTERIA 10/16MM D.11 H.20 D.8-12		CAVO BATTERIA 10/16MM D.13 H.22 D.8-12			
TR1711	NERO	TR1790	NERO		




NODO DERIVAZIONE



CN 2213

NODO DERIVAZIONE

3 VIE



CN 2214



NODO DERIVAZIONE

2 VIE



FUSIBILI

Dea^{S.r.l.}
Automotive



WWW.DEAAUTOMOTIVESRL.COM

FUSIBILI UNIVAL

					
FUS4001	1-A	FUS4002	2-A	FUS4003	3-A
NERO		GRIGIO		VIOLA	
					
FUS4004	4-A	FUS4005	5-A	FUS4006	7,5-A
ROSA		BEIGE		MARRONE	
					
FUS4007	10-A	FUS4008	15-A	FUS4009	20-A
ROSSO		AZZURRO		GIALLO	
					
FUS4010	25-A	FUS4011	30-A	ASS0044	ASS.TO
BIANCO		VERDE			
		 <p>MADE IN ITALY</p> <p>TUTTI I FUSIBILI SONO TESTABILI</p>  			
FUS4012	40-A				
ARANCIO					

FUSIBILI MINIVAL

											
						FUS4109		2-A	FUS4110		3-A
						GRIGIO SCURO			VIOLA		
											
FUS4111		4-A	FUS4112		5-A	FUS4113		7,5-A			
ROSA			BEIGE			MARRONE					
											
FUS4114		10-A	FUS4115		15-A	FUS4116		20-A			
ROSSO			AZZURRO			GIALLO					
											
FUS4117		25-A	FUS4118		30-A	ASS0043		ASS.TO			
GRIGIO			VERDE								
MADE IN ITALY 						TUTTI I FUSIBILI  SONO TESTABILI					


FUSIBILI MAXIVAL

													
						FUS4100		20-A		FUS4101		30-A	
						GIALLO				VERDE			
													
FUS4102		40-A		FUS4103		50-A		FUS4104		60-A			
ARANCIO				ROSSO				AZZURRO					
													
FUS4105		70-A		FUS4106		80-A		FUS4107		100-A			
MARRONE				BIANCO				VIOLA					
													
													
FUS4533		PORTAFUS.MAXI		FUS4502		PORTAFUS.MAXI		FUS4528		PORTAFUS.MAXI			
						STAGNO				STAGNO			
MADE IN ITALY 						TUTTI I FUSIBILI  SONO TESTABILI							

FUSIBILI MICRO II---MICRO III

					
					
FUS4560	5A	FUS4561	7,5A	FUS4562	10A
MICRO II		MICRO II		MICRO II	
					
					
FUS4563	15A	FUS4564	20A	FUS4565	25A
MICRO II		MICRO II		MICRO II	
					
					
FUS4566	30A	FUS4459		FUS4469	5A
MICRO II		DERIV. MICRO II		MICRO III	
					
					
FUS4470	7,5A	FUS4471	10A	FUS4472	15A
MICRO III		MICRO III		MICRO III	

MADE IN ITALY



TUTTI I FUSIBILI


Dea Automotive

SONO
TESTABILI

FUSIBILI ATO LOW PROFILE



FUS4130

2-A

FUS4131

3-A

GRIGIO

VIOLA



FUS4132

4-A

FUS4133

5-A

FUS4134

7,5-A

ROSA

BEIGE

MARRONE



FUS4135

10-A

FUS4136

15-A

FUS4137

20-A

ROSSO

AZZURRO

GIALLO



FUS4138

25-A

FUS4139

30-A

BIANCO


VERDE

FUS4141

DERIVAZIONE

ATO-LOW PROFILE

MADE IN ITALY



TUTTI I FUSIBILI



SONO
TESTABILI


DERIVAZIONI FUSIBILI



DERIVAZIONI

FUS4022	UNIVAL
FUS4029	MINIVAL
FUS4141	ATO LOW-PROFILE
FUS4459	MICRO II

FUSIBILI LADER UNIVAL



MADE IN ITALY

FUS4015	5	BEIGE	UNIVAL
FUS4122	7,5	MARRONE	UNIVAL
FUS4017	10	ROSSO	UNIVAL
FUS4018	15	BLU	UNIVAL
FUS4019	20	GIALLO	UNIVAL
FUS4020	25	BIANCO	UNIVAL
FUS4021	30	VERDE	UNIVAL

FUSIBILI LADER MINIVAL



MADE IN ITALY

FUS4123	5	BEIGE	MINIVAL
FUS4129	7,5	MARRONE	MINIVAL
FUS4124	10	ROSSO	MINIVAL
FUS4125	15	BLU	MINIVAL
FUS4126	20	GIALLO	MINIVAL
FUS4127	25	BIANCO	MINIVAL
FUS4128	30	VERDE	MINIVAL

DISPONIBILI SENZA CAVO --CODICE--SC--

Dea
Automotive

FUSIBILI MEGA



FUS4396

80A



FUS4400

100A



FUS4401

125A



FUS4402

150A



FUS4403

175A



FUS4404

200A



FUS4405

225A



FUS4406

250A



FUS4397

300A



FUS4406/350

350A



FUS4398

400A



FUS4399

500A

FUSIBILI CAL



FUS4391

CAL 1



FUS4392

CAL 2



FUS4393

CAL 3



FUS4394

CAL 4



FUS4395

CAL 5



FUSIBILI MIDI



ARANCIO

FUS4412

30



VERDE

FUS4410

40



ROSSO

FUS4407

50



GIALLO

FUS4413

60



MARRONE

FUS4414

70



BIANCO

FUS4408

80



AZZURRO

FUS4409

100



ROSA

FUS4411

125



GRIGIO

FUS4415

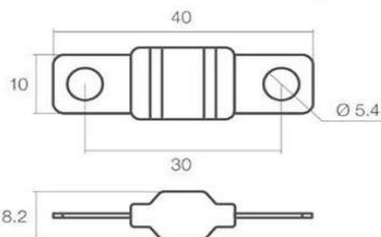
150



VIOLA

FUS4416

200



FUS4513

**PORTA
FUSIBILE**



FUSIBILI IN VETRO

5X20



FUS	4306	2	5X20	VETRO
FUS	4307	3	5X20	VETRO
FUS	4308	4	5X20	VETRO
FUS	4309	5	5X20	VETRO
FUS	4310	6	5X20	VETRO
FUS	4311	8	5X20	VETRO
FUS	4312	10	5X20	VETRO
FUS	4314	15	5X20	VETRO
FUS	4315	20	5X20	VETRO

6,3X32



FUS	4317	3	6.3X32	VETRO
FUS	4318	5	6.3X32	VETRO
FUS	4324	7,5	6.3X32	VETRO
FUS	4319	10	6.3X32	VETRO
FUS	4320	16	6.3X32	VETRO
FUS	4321	20	6.3X32	VETRO
FUS	4322	25	6.3X32	VETRO
FUS	4325	30	6.3X32	VETRO

ASSORTIMENTI FUSIBILI

ASS044

ASSORTIMENTO UNIVAL




ASS043


ASSORTIMENTO MINIVAL






Dea
S.p.A.
Automotive

FUSIBILI VW-PIASTRA-BACHELITE

	FUS4330	30A	FUS4337	125A
	FUS4331	40A	FUS4338	150A
	FUS4332	50A	FUS4339	175A
	FUS4333	60A	MOD. WOLKSWAGEN	
	FUS4335	80A		
	FUS4336	100A		

	FUS4326	40A	APPLICAZIONE CANDELETTE
	FUS4327	50A	APPLICAZIONE CANDELETTE
	FUS4328	60A	APPLICAZIONE CANDELETTE
	FUS4329	80A	APPLICAZIONE CANDELETTE

	FUS4300	8A	FUSIBILE BACHELITE
	FUS4301	16A	FUSIBILE BACHELITE
	FUS4302	25A	FUSIBILE BACHELITE
	FUS4303	40A	FUSIBILE BACHELITE

	FUS4504	
	PORTAFUSIBILE	
	BACHELITE	













FUSIBILI JAPVAL

	CODICE		AMP	DESCRIZIONE	
		FUS	4230	20	AZZURRO
FUS		4231	30	ROSA	JAPVAL
FUS		4232	40	VERDE	JAPVAL
FUS		4234	50	ROSSO	JAPVAL
FUS		4235	60	GIALLO	JAPVAL
FUS		4236	80	NERO	JAPVAL
FUS		4237	100	BLU	JAPVAL
	FUS	4210	30	ROSA	JAPVAL
	FUS	4211	40	VERDE	JAPVAL
	FUS	4212	50	ROSSO	JAPVAL
	FUS	4213	60	GIALLO	JAPVAL
	FUS	4214	80	NERO	JAPVAL
	FUS	4215	100	BLU	JAPVAL
	FUS	4220	30	ROSA	JAPVAL
	FUS	4221	40	VERDE	JAPVAL
	FUS	4222	50	ROSSO	JAPVAL
	FUS	4223	60	GIALLO	JAPVAL
	FUS	4224	80	NERO	JAPVAL
	FUS	4225	100	BLU	JAPVAL
	FUS	4203	25	MARRONE	MINICLIP JAPVAL
	FUS	4204	30	VERDE	MINICLIP JAPVAL
	FUS	4205	45	ROSSO	CLIP JAPVAL
	FUS	4206	65	NERO	CLIP JAPVAL
	FUS	4207	75	GRIGIO	CLIP JAPVAL
	FUS	4240	20	AZZURRO	CASE JAPVAL
	FUS	4241	30	ROSA	CASE JAPVAL
	FUS	4242	40	VERDE	CASE JAPVAL
	FUS	4243	50	ROSSO	CASE JAPVAL
	FUS	4244	60	GIALLO	CASE JAPVAL
	FUS	4245	70	MARRONE	CASE JAPVAL
	FUS	4246	80	NERO	CASE JAPVAL
	FUS	4250	20	AZZURRO	M.CASE ALT RID.
	FUS	4251	25	BIANCO	M.CASE ALT RID.
	FUS	4252	30	ROSA	M.CASE ALT RID.
	FUS	4253	40	VERDE	M.CASE ALT RID.
	FUS	4254	50	ROSSO	M.CASE ALT RID.
	FUS	4255	60	GIALLO	M.CASE ALT RID.
	FUS	4256	15	GRIGIO	MICRO CASE
	FUS	4257	20	AZZURRO	MICRO CASE
	FUS	4258	25	BIANCO	MICRO CASE
	FUS	4259	30	ROSA	MICRO CASE
	FUS	4260	40	VERDE	MICRO CASE

Dea
Automotive

PORTAFUSIBILI

					
FUS4500	A-UNIVAL B-PROTEZ.	FUS4501	FUS4506	FIAT UNI	FUS4507
					
FUS4524	UNI	FUS4505	UNI	FUS4508	MINI
					
FUS4527	MINI	FUS4499	MINI STAGNO	FUS4513	MIDI
		 <p></p>		 <p></p>	
FUS4502	MAXI STAGNO	FUS4533	MAXI	FUS4528	MAXI
 <p></p>					
FUS4534	MEGA	FUS4535	MEGA SLIM	FUS4509	MEGA MTA

PORTAFUSIBILI MULTIPLI



FUS4519

4 VIE ASSIALE



FUS4515

4 VIE LATERALE




FUS4521

6 VIE ASSIALE



FUS4522

6 VIE LATERALE



COMPLETO DI BLOCCHETTI NUMERATI

FUS4520

8 VIE INCASSO



FUS4523

8 VIE LATERALE



A RICHIESTA

KIT057

4 VIE IVECO



FUS4517

8 VIE INCASSO



A RICHIESTA

FUS4516

16 VIE INCASSO

GUAINE-CORRUGATI

FASCETTE

NASTRO



WWW.DEAAUTOMOTIVESRL.COM

CODICE		DESCRIZIONE	RESTR.	SEZ.	CONFEZIONE
GTR	1010014	TERMORESTR.	2:1	1,6-0,8	BOBINA BOX
GTR	1020015	TERMORESTR.	2:1	2,4-1,2	BOBINA BOX
GTR	1030010	TERMORESTR.	2:1	4,8-2,4	BOBINA BOX
GTR	1040010	TERMORESTR.	2:1	6,4-3,2	BOBINA BOX
GTR	1050010	TERMORESTR.	2:1	9,5-4,7	BOBINA BOX
GTR	1060008	TERMORESTR.	2:1	12,7-6,4	BOBINA BOX
GTR	1070007	TERMORESTR.	2:1	19,1-9,5	BOBINA BOX
GTR	1080004	TERMORESTR.	2:1	25,4-12,7	BOBINA BOX
GTA	130	TERMO-ADESIVA	3:1	3-1	BOBINA BOX
GTA	131	TERMO-ADESIVA	3:1	6-2	BOBINA BOX
GTA	132	TERMO-ADESIVA	3:1	9-3	BOBINA BOX
GTA	133	TERMO-ADESIVA	3:1	12-4	BOBINA BOX
GTA	134	TERMO-ADESIVA	3:1	18-6	BOBINA BOX
GTA	135	TERMO-ADESIVA	3:1	24-8	BOBINA BOX
GTAB	109	TERMO-ADESIVA	4:1	8-2	BARRA
GTAB	110	TERMO-ADESIVA	4:1	12-3	BARRA
GTAB	111	TERMO-ADESIVA	4:1	22-6	BARRA
GTAB	112	TERMO-ADESIVA	4:1	55-16	BARRA
GTRBOX	120	TERMORESTR.	2:1		SCATOLA

CODICE		DESCRIZIONE	DIAM.	COLORE	CONFEZIONE
G	199	GUAINA	4	NERO	BOBINA
G	200	GUAINA	6	NERO	BOBINA
G	201	GUAINA	8	NERO	BOBINA
G	202	GUAINA	10	NERO	BOBINA
G	203	GUAINA	12	NERO	BOBINA
G	204	GUAINA	15	NERO	BOBINA
G	205	GUAINA	30	NERO	BOBINA

CODICE		DESCRIZIONE	DIAM.	COLORE
GCA	224	GUAINA RICHIUD.	10	NERO
GCA	228	GUAINA RICHIUD.	25	NERO



Dea
Automotive



Dea
Automotive

GUAINA CORRUGATA ADR



Dea
Automotive

 Schlemmer



*CHIUSA

CODICE		QTA MT	DESCRIZIONE	DIAMETRO
CC	798	100	GUAINA CORRUGATA CHIUSO	4,5
CC	799	100	GUAINA CORRUGATA CHIUSO	7,5
CC	797	100	GUAINA CORRUGATA CHIUSO	8,5
CC	800	100	GUAINA CORRUGATA CHIUSO	10
CC	801	50	GUAINA CORRUGATA CHIUSO	13
CC	802	50	GUAINA CORRUGATA CHIUSO	17
CC	808	50	GUAINA CORRUGATA CHIUSO	19
CC	803	50	GUAINA CORRUGATA CHIUSO	22
CC	804	25	GUAINA CORRUGATA CHIUSO	29

*APERTA

CA	809	100	GUAINA CORRUGATA APERTA	4,5
CA	808	100	GUAINA CORRUGATA APERTA	6
CA	810	100	GUAINA CORRUGATA APERTA	7,5
CA	811	100	GUAINA CORRUGATA APERTA	8,5
CA	812	100	GUAINA CORRUGATA APERTA	11
CA	818	100	GUAINA CORRUGATA APERTA	13
CA	813	100	GUAINA CORRUGATA APERTA	17
CA	814	50	GUAINA CORRUGATA APERTA	19
CA	817	50	GUAINA CORRUGATA APERTA	23
CA	815	25	GUAINA CORRUGATA APERTA	26
CA	816	25	GUAINA CORRUGATA APERTA	34/37

 Schlemmer

Dea
Automotive

GUAINA CORRUGATA LUCIDA ADR



*CHIUSA

CODICE		QTA	DESCRIZIONE	DIAMETRO
CCL	818	100	GUAINA CORRUGATA CHIUSA	4,5
CCL	819	50	GUAINA CORRUGATA CHIUSA	7,5
CCL	820	100	GUAINA CORRUGATA CHIUSA	8,5
CCL	821	100	GUAINA CORRUGATA CHIUSA	10
CCL	822	50	GUAINA CORRUGATA CHIUSA	13
CCL	823	50	GUAINA CORRUGATA CHIUSA	17
CCL	825	50	GUAINA CORRUGATA CHIUSA	22
CCL	826	50	GUAINA CORRUGATA CHIUSA	26

*APERTA

CAL	823	100	GUAINA CORRUGATA APERTA	4,5
CAL	824	100	GUAINA CORRUGATA APERTA	7,5
CAL	825	100	GUAINA CORRUGATA APERTA	8,5
CAL	826	100	GUAINA CORRUGATA APERTA	10
CAL	827	100	GUAINA CORRUGATA APERTA	13
CAL	828	100	GUAINA CORRUGATA APERTA	17






SPIRALINA

CODICE		DESCRIZIONE	RESTR.	SEZ.	CONFEZIONE
FS	3005	SPIRALINA	0	5	MATASSA
FS	3005-25	SPIRALINA	0	5	MATASSA
FS	3006	SPIRALINA	0	8	MATASSA
FS	3006-25	SPIRALINA	0	8	MATASSA
FS	3017	SPIRALINA	0	13	MATASSA
FS	3017-25	SPIRALINA	0	13	MATASSA
FS	3018	SPIRALINA	0	16	MATASSA
FS	3018-20	SPIRALINA	0	16	MATASSA
FS	3019	SPIRALINA	0	21	MATASSA
FS	3019-25	SPIRALINA	0	21	MATASSA

FASCETTE NYLON

	CODICE	LARGHEZZA	LUNGHEZZA	CONFEZIONE	
		FS3202	2,5	100	100
FS3202M		2,5	100	1000	
FS3203		2,5	200	100	
FS3204		3,6	290	100	
FS3205		4,8	200	100	
FS3206		4,8	200	1000	
FS3207		4,8	300	100	
FS3208		4,8	360	100	
FS3608-B		BIANCA	4,8	360	100
FS3209			7,5	368	100
FS3209-B		BIANCA	7,5	368	100
FS3210			7,5	450	100

	FS3211	4,8	295	100
	FASCETTA CON DENTINO ACCIAIO INOX			
				

	FS3214	7,6	368	50
	FASCETTA A FUNGO			
	IDEALE PER TELAI AUTOCARRO			
				



CLIPS FASCETTE - DUAL LOCK-VELCRO



FS3101

FORO 6



FS3102

FORO 6



FS3103

FORO 6



FS3104

FORO 6



FS3213



FS3321

VELCRO ADESIVO



FS3329

DUAL LOCK

Dea
S.r.l.
Automotive

PRODOTTI DI FISSAGGIO



BASETTE FASCETTE ADESIVE-SELLA

CODICE		DESCRIZIONE		MATERIALE
FS	3008	25 X 25	GANCIO	NYLON
FS	3008-1	19 X 19	GANCIO	NYLON
FS	3007	25X25	FASCETTA	NYLON
FS	3009	19 X 19	FASCETTA	NYLON
FS	3020	SELLA	3,7	NYLON
FS	3021	SELLA	4,5	NYLON

FASCETTE A COLLARE NYLON



CODICE		DESCRIZIONE		MATERIALE	
FS	3750	D.3,2		NYLON	BIANCO
FS	3751	D.4,8		NYLON	BIANCO
FS	3752	D.6,4		NYLON	BIANCO
FS	3753	D.7,9		NYLON	BIANCO
FS	3754	D.9,5		NYLON	BIANCO
FS	3755	D.12,7		NYLON	BIANCO
FS	3756	D.13,8		NYLON	BIANCO
FS	3757	D.18,6		NYLON	BIANCO
FS	3758	D.21,8		NYLON	BIANCO

NASTRO ISOLANTE



CODICE		DESCRIZIONE		MATERIALE
FS	3310	15X10	NERO	PVC
FS	3313	19X25	NERO	PVC
FS	3311R	15X10	ROSSO	PVC

NASTRO TELATO

FS	3312TL	19X25	TESSUTO
----	--------	-------	---------

NASTRO FELPATO

FS	3312FE	19X25	TESSUTO-FELPATO
----	--------	-------	-----------------

AGGLOMERANTE

FS	3305	25X10
----	------	-------

BIADESIVO EXTRA FORTE

FS	3300	1,9X5
----	------	-------

TEFLON IN ROTOLI

FS	3328	
----	------	--

FASCETTA STRINGITUBO



Dea
Automotive

BANDA 5-9

CODICE		MIS.	DESCRIZIONE
FS	3610	6X10	BANDA 5
FS	3630	8X12	BANDA 9
FS	3631	10X16	BANDA 9
FS	3632	12X20	BANDA 9
FS	3633	16X27	BANDA 9
FS	3634	20X32	BANDA 9
FS	3635	25X40	BANDA 9
FS	3636	32X50	BANDA 9
FS	3637	40X60	BANDA 9
FS	3638	50X70	BANDA 9
FS	3639	60X80	BANDA 9
FS	3640	70X90	BANDA 9
FS	3641	80X100	BANDA 9



BANDA 12

FS	3633-B	16X25	BANDA 12
FS	3634-B	20X32	BANDA 12
FS	3635-B	25X40	BANDA 12
FS	3636-B	30X50	BANDA 12
FS	3637-B	40X60	BANDA 12
FS	3638-B	50X70	BANDA 12
FS	3640-B	60X80	BANDA 12
FS	3641-B	70X90	BANDA 12
FS	3642-B	90X110	BANDA 12
FS	3643-B	110X130	BANDA 12
FS	3644-B	130X150	BANDA 12

FASCETTA GOMMATA



Dea
Automotive

FS	3729	F6-D16	FERRO GOMMA
FS	3730	F8-D6	FERRO GOMMA
FS	3731	F8-D8	FERRO GOMMA
FS	3732	F8-D10	FERRO GOMMA
FS	3733	F8-D12	FERRO GOMMA
FS	3734	F8-D14	FERRO GOMMA
FS	3735	F8-D16	FERRO GOMMA
FS	3736	F8-D18	FERRO GOMMA
FS	3737	F8-D20	FERRO GOMMA
FS	3738	F8-D22	FERRO GOMMA
FS	3739	F8-D25	FERRO GOMMA
FS	3740	F8-D28	FERRO GOMMA
FS	3741	F8-D30	FERRO GOMMA
FS	3742	F8-D32	FERRO GOMMA
FS	3743	F8-D35	FERRO GOMMA
FS	3744	F8-D40	FERRO GOMMA

FASCETTE SM9--KIT GIUNTI OMOCINETICI



FS3604

KIT

FASCETTE GIUNTI



FASCETTE PANDUIT

FS3600

4,6X520

FS3602

7,9X200

FS3601

7,9X370

FS3603

7,9X520



FASCETTE SM9W1

FS3620

8

FS3622

9

FS3621

10

FS3624

13

FS3625

14

FS3627

16

FS3626

18




Dea
Automotive

MORSETTI BATTERIA











ACCESSORI

Dea_{S.r.l.}
Automotive











WWW.DEAAUTOMOTIVESRL.COM

MORSETTI BATTERIA












	(+)	ZN	
	ZN	(-)	
FS3498	90° MAGGIORATO		FS3499
	(+)		
		(-)	
FS3501	90°		FS3502
	(+)	ZN	
	ZN	(-)	
FS3490	DRITTO		FS3491
	(+)	ZN	
	ZN	(-)	
FS3495	DOPPIO INSERIMENTO		FS3494
			FS3520
			STAFFA FERMA BATTERIA

MORSETTI BATTERIA

	(-)	FCA	
FS3479	IVECO	(-)	FS3480
SGANCIO RAPIDO			
	(+)	FCA	
FS3478	FCA	(-)	FS3477
3 VITI			
	(+)	M10	
FS3505	M12	(-)	FS3506
BULLONE CENTRALE			
	(+)	M8	
FS3505/8	M8	(-)	FS3506/8
BULLONE CENTRALE			

Dea
S.r.l.
Automotive

MORSETTI BATTERIA

	(+)	EUROCARGO	
		STRALIS	(+)
FS3496	AUTOCARRO		FS3497
	(+)		
		(-)	
FS3507	NAUTICO		FS3508
	(+/-)		
FS3487	FS3482		RIDUZ./JAP
			
FS3474	COLLEGAMENTO BATTERIA		
SGANCIO POM. VERDE	FS3512	35X200	UTN116
	FS3513	50X400	POLINET

STACCABATTERIA



IN5751M

1500AH



IN5752

1500AH--TACHIGRAFO



IN5753

MOD. SCANIA



IN5750/M

IN5749

CHIAVE RICAMBIO

100/500 AH



1



2



3

IN5755

100/500A

1

IN5758

150/600A

2

IN5756

150/500A

3



PINZE BATTERIA-TRECCE MASSA

 <p>40 Ah</p>	UTN113KIT	40 AH	
	UTN114KIT	90 AH	
	UTN105KIT	300 AH	
TRECCIA MASSA DI RINFORZO			
	UTN109KIT	500 AH	
TRECCIA MASSA DI RINFORZO			
	SON4822316	SU ORDINAZIONE	
		10x 50mm (mini)	
		6x 65mm	
		6x 55mm	
		2x 70mm	
		2x 60mm	
		2x 80mm	
TRECCIA MASSA			
	FS	3509	LXL
	FS	3510	200X16
	FS	3511	250X16
	FS	3516	400X16
			400X25
			FORO
			8
			8
			8
			10
			

CAVO-STAGNO

ACCESSORI

Dea_{S.r.l.}
Automotive



WWW.DEAAUTOMOTIVESRL.COM

CAVO BATTERIA

		10 MQ	 50
CBS705/25N	CBS705/25R	MATASSA 50MT	
		16MQ	 70
CBS704/25N	CBS704/25R	MATASSA 25MT	
		25MQ	 90
CBS703/25N	CBS703/25R	MATASSA 25MT	
		35MQ	 110
CBS702/25N	CBS702/25R	MATASSA 25MT	
		50MQ	 135
CBS701/25N	CBS701/25R	MATASSA 25MT	
	70MQ	 170	
CBS700/25N	MATASSA 25MT		

CAVO BATTERIA SPECIFICO

Dea
Automotive



SPIRALE ROSSA-NERA

MQ35

TRK8018/H

Dea
Automotive



MT10

PIATTINA ROSSA-NERA

MQ35

CBS702/KITRN

Dea
Automotive



MT5

PIATTINA ROSSA-NERA

MQ16


CBS706RN

CAVO AUTOMOTIVE FASE 3 --SEZ. RIDOTTA--



 1MM	 1MM	 1MM
CST753NERO	CST753ROSSO	CST753MARRONE
 1MM	 1MM	 1MM
CST753VERDE	CST753GIALLO	CST753ARANCIONE
 1MM	 1MM	 1MM
CST753AZZURRO	CST753BIANCO	CST753VIOLA
 1MM	 2,5MM	 2,5MM
CST753ROSA	CST754NERO	CST754ROSSO
	 2,5MM	 2,5MM
	CST754MARRONE	CST754GIALLO

CAVO AUTOMOTIVE MULTIPOLARE-FLEX



CODICE		QTA MT	DESCRIZIONE	DIAMETRO
CGT	600	100	FASE 3	2X1
CGT	604	100	FASE 3	7X1
		MULT. HT105' D. 5,2 SEZ.2X1 NERO SEZ.RIDOTTA		

CODICE		QTA MT	DESCRIZIONE	DIAMETRO
CG	598	100	FASE 2 NERO	2X1
CG	601	100	FASE 2 NERO	3X1
CG	602	100	FASE 2 NERO	4X1
CG	603	100	FASE 2 NERO	5X1
CG	604	100	FASE 2 NERO	7X1
CG	617	100	FASE 2 NERO	2X1,5
CG	607	100	FASE 2 NERO	3X1,5
CG	606	100	FASE 2 NERO	4X1,5
CG	609	100	FASE 2 NERO	2X2,5

		PL.FL.H05VV-F		

CODICE		QTA MT	DESCRIZIONE	DIAMETRO
CG	651	100	ADR	2X1
CG	653	100	ADR	5X1
CG	001	100	ADR	8X1
CG	650	100	ADR	6X1+1X2

		CAVO CERTIFICATO ADR PER APPLICAZIONI SPECIALI		

CODICE		QTA MT	DESCRIZIONE	
CST	FLEX	5MT	CAVO FLEX BIANCO PORTELLONI	
TRK	5125	5MT	CAVO SPIRALE 3X1,5	

CAVO ASPOCK-FROR



CODICE		QTA MT	DESCRIZIONE	DIAMETRO
CG	652	100	CAVO QUADRO-TIPO ASPOCK	2X1



CODICE		QTA MT	DESCRIZIONE	DIAMETRO
CGF	610	100	CAVO FROR-MARRONE	3X0,5
CGF	608	100	CAVO FROR-MARRONE	3X1,5
CGF	605	100	CAVO FROR-MARRONE	4X1,5
CGF	609	100	CAVO FROR-MARRONE	2X2,5
CGF	606	100	CAVO FROR-MARRONE	3X2,5
CGF	607	100	CAVO FROR-MARRONE	4X2,5

ALTRE SEZIONI A RICHIESTA



CAVO FROR RISPETTA LE NORMATIVE CPR








CODICE		QTA MT	DESCRIZIONE	DIAMETRO
CP	502	100	PIATTINA R/N	2X0,75
CP	503	100	PIATTINA R/N	2X1
CP	504	100	PIATTINA R/N	2X1,5
CP	513	100	PIATTINA 4 COLORI	4X1



PIATTINA BICOLORE-4 COLORI







ACCESSORI ASPOCK - JAEGER CLICK-IN

			
CG652		CAVO QUADRO ADR	
	CK653	CLICK-IN 	
	CK654	CLICK-IN 	
	CK655	CLICK 	
	TRK8451	FINALE CAVO ASPOCK 	
	UTN081 PINZA CLICK-IN		TRK8085 CAVO PROLUNGA 1 MT
			

CONNETTORI BIPOLARI SERIE -RAVIOLI-

SERIE AMERICA

 COPPIA 	TRK8050 < < < SR50 ROSSO	 COPPIA 
	SR50 GRIGIO > > >	
	TRK8050G	
		
TRK8061	TRK8060	
SRE175 GRIGIO	SRE160 GRIGIO	

SERIE EUROPA

		
TRK8066 SR80 PRESA	TRK8057/80 MANIGLIA	TRK8067 SR80 SPINA
		
TRK8059 SR160 SPINA	TRK8057/160 MANIGLIA	TRK8058 SR160 PRESA
		
TRK8053 SR320 PRESA	TRK8049 SR320 SPINA	TRK8032 KIT 250A (RICAMBI-P/S)

PRESE -SPINE-NATO



TRK8016

PRESA NATO



TRK8016-TERMINALE



TRK8017

SPINA NATO



TRK8017-TERMINALE



TRK8018-(H)

SPIRALE 35 MMQ

Dea
S.r.l.
Automotive

SCATOLA DERIVAZIONE



SD822

SCATOLA DERIVAZIONE



IVECO



MORSETTIERE

MAMMUT



FS3400

2,5

FS3401

4

FS3403

6

FS3402/1016

10/16

CONNETTORI DI TESTA



FS3407

1,5

FS3404

2,5

FS3405

4

FS3406


6

FS3408

10


Dea
Automotive

MORSETTO DERIVAZIONE



Dea
S.r.l.
Automotive



FS3011

DERIVAZIONE 0,5- 1MM



FS3012

DERIVAZIONE 1-1,5MM



FS3013

DERIVAZIONE 2,5-4MM



FS3014

PORTAFUSIBILE UNIVAL

Dea
S.r.l.
Automotive



STAGNO-LEGA 711

MADE IN ITALY



SN60%



FS3303

DIAM. 0,5/0.7 GR.250

MADE IN ITALY



SN60%



FS3300

DIAM. 1 GR500

MADE IN ITALY



SN60%



FS3303

DIAM. 1,5 GR.500

MADE IN ITALY



LEGA 711



FS3307

DIAM.1,5 GR.250



FS3306


PASTA SALDANTE



RELE'


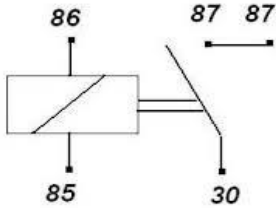

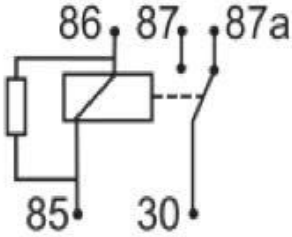

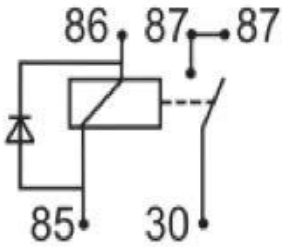

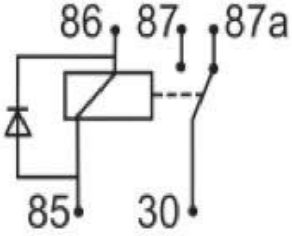
ACCESSORI

Dea_{S.r.l.}
Automotive



WWW.DEAAUTOMOTIVESRL.COM

MICRO RELE' 12V

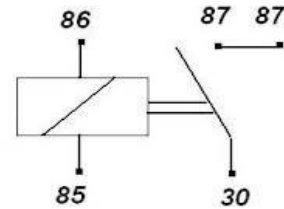
	<p>12V-30A N.A.</p>	
<p>RL5407</p>	<p>MICRO RELE-4P.</p>	
	<p>12V-10/20A N.C.</p>	
<p>RL5406</p>	<p>MICRO RELE-5P.</p>	
	<p>12V-30A N.A.</p>	
<p>RL5425</p>	<p>MICRO RELE-4P.</p>	
	<p>12V-10/20A N.C.</p>	
<p>RL5424</p>	<p>MICRO RELE-5P.</p>	

Dea
Automotive

MINI RELE' 12V



12V-40A N.A.

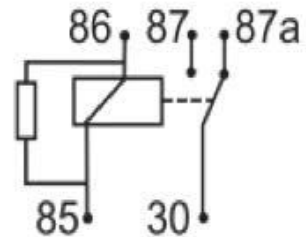


RL5412

MINI RELE-5P.



12V-20/30A N.C.

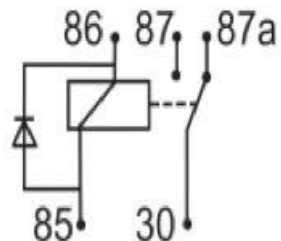


RL5416

MINI RELE-5P.



12V-30/40A N.C.




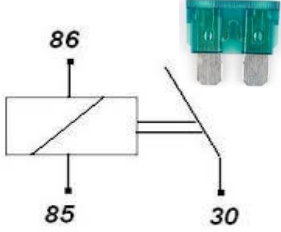


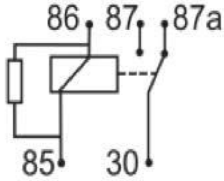

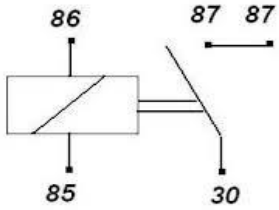


DIODO N.R.

RL5405

MINI RELE-5P.



MAXI RELE' 12V

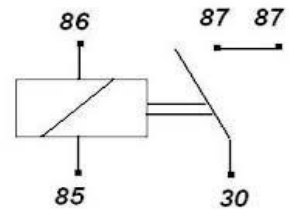
	<p>12V-30A N.A.</p>	
<p>RL5403</p>	<p>FUSIBILE</p>	
 <p>12V-80A</p>	 <p>12V-70A</p>	
<p>RL5423</p>	<p>RL5410</p>	<p>(2X9,5)-(2X6,3)</p>
	<p>12V-200A N.A.</p>	
<p>RL5411</p>	<p>MAXI RELE-2P.+2D.</p>	
	<p>12V-140A</p>	
<p>RL5409</p>	<p>CONTATTORE</p>	



MICRO RELE' 24V



24V-20A N.A.

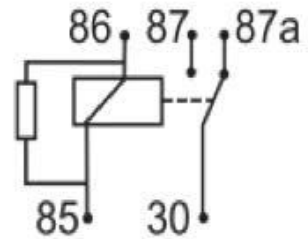


RL5460

MICRO RELE



24V-10/20A N.C.

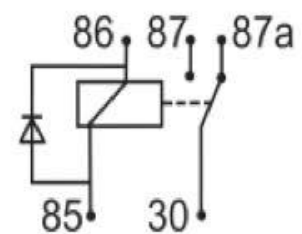


RL5458

MICRO RELE



24V-10/20A N.C.



DIODO

RL5462

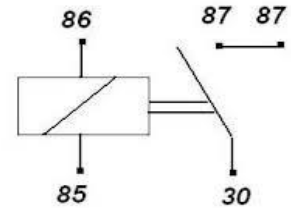
MICRO RELE



MINI RELE' 24V



24V-30A N.A.

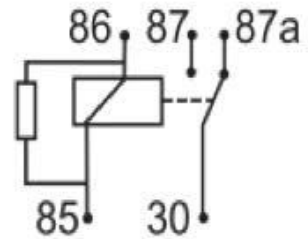


RL5452

MINI RELE



24V-10/20A N.C.

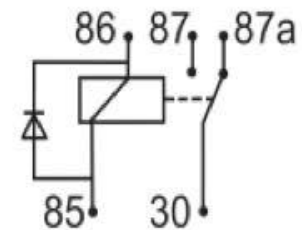


RL5454

MINI RELE



24V-20/30A N.C.



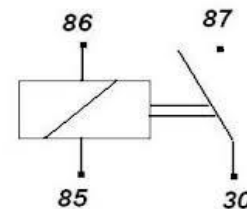
DIODO

RL5457

MINI RELE



24V-40A N.A.
4 PIEDI IVECO




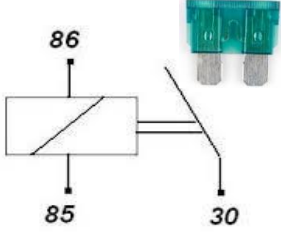

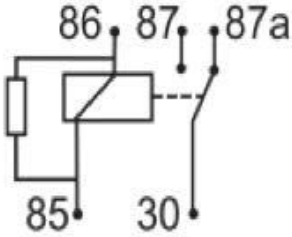

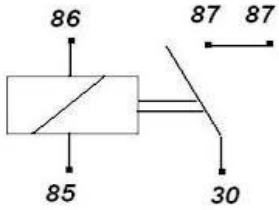


RL5404

MINI RELE



Dea Automotive

MAXI RELE' 24V

	<p>24V-30A</p>	
<p>RL5451</p>	<p>FUSIBILE</p>	
	<p>24V-70A N.C.</p>	
<p>RL5455</p>	<p>(2X9,5)-(2X6,3)</p>	
	<p>24V-100A N.A.</p>	
<p>RL5456</p>	<p>MAXI RELE-2P.+2D.</p>	
	<p>24V-120A</p>	
<p>RL5408</p>	<p>CONTATTORE</p>	

Dea
Automotive

RELE' TEMPORIZZATI-FLIP-FLOP

12V



24V



TEMPORIZZATO



RL5447

12V



TEMPORIZZATO



RL5448

24V



FLIP-FLOP



RL5449

12V



FLIP-FLOP



RL5450

24V

Dea Automotive

PORTARELE'



CN2205

PORTA MICRO RELAIS



CN2202

PORTA MINI RELAIS



CN2203

PORTA MAXI RELAIS



CN2200

PORTA MINI RELAIS TIPO FIAT




CN2204

PORTA MINI RELAIS CABLATO



CN2201

PORTA MINI RELAIS MOD.CROCE



CN2206

PORTAMICRO RELE IVECO FRONT



SPIE

INTERRUTTORI

Dea
Automotive



WWW.DEAAUTOMOTIVESRL.COM

INTERRUTTORI A LEVA STABILI



IN5620

ON-OFF

3-FASTON



IN5615

ON-OFF-ON

6-FASTON



IN5667

ON-OFF-ON

3-FASTON



IN5664

ON-ON

6-FASTON



IN5630

ON-ON



IN5623

CAPPuccio



ROSSO
12/24V

IN5620-R

ON-OFF



VERDE
12/24V

IN5620-V

ON-OFF



BLU
12/24V

IN5620-B

ON-OFF

INTERRUTTORI A LEVA INSTABILI



IN5640

(ON)-OFF

3-FASTON



IN5641

(ON)-OFF-(ON)

6-FASTON



IN5666

(ON)-OFF-(ON)

3-FASTON



IN5665

(ON)-(ON)



IN5632

CARBON



IN5633

ROSSO



IN5604

MICROINTER. CABL



IN5623/MICRO

CAPP.PER MICRO



INTERRUTTORI

ROCKER

LED

12V



ROSSO

12V

IN5611LR

ON-OFF



VERDE

12V

IN5611LV

ON-OFF



GIALLO

12V

IN5611LG

ON-OFF



BLU

12V

IN5611LB

ON-OFF



12-24V

IN5611N

ON-OFF



12-24V

IN5611D

ON-OFF-ON

INTERRUTTORI

ROCKER

LED

24V



ROSSO

24V

IN5631R

ON-OFF



VERDE

24V

IN5631V

ON-OFF



GIALLO

24V

IN5631A

ON-OFF



INTERRUTTORI

LUMINOSI

ROCKER

LED

12V



12V

IN5611

ON-OFF



12V

IN5611B

ON-OFF



IN5611G

ON-OFF



12V

IN5611V

ON-OFF



INTERRUTTORI

				12V 25A
				FORO 25
IN5639/V	VERDE	IN5639/R	ROSSO	MASCHERA QUADRA
ON-OFF		ON-OFF		
				12V 25A
				FORO 25
IN5638/V	VERDE	IN5638/R	ROSSO	MASCHERA QUADRA
ON-OFF		ON-OFF		
				FORO 20
IN5611/ST	12-24V			IP67
ON-OFF				
				(ON)OFF(ON)
IN5643	12-24V			6 CONTATTI
				ON-OFF
IN5644	12-24V			2 CONTATTI

INTERRUTTORI

TIRETTO



IN5515

LEVA CORTA



IN5516

LEVA LUNGA

LUMINOSO LAMPADINA



IN5514R

ROSSO

LUMINOSO LAMPADINA



IN5514V

VERDE





INTERRUTTORI

		
DIAM. 12	DIAM. 12	
IN5662	IN5660	RL5500
		COMMUTATORE 500
		
RICHIESTA DIAM. 25	RICHIESTA DIAM. 25	RICHIESTA DIAM. 25
IN5657	IN5658	IN5659
(12V-20A) IP65	(12V-20A) IP65	(12V-20A) IP65
PULSANTI		
		
DIAM. 17	DIAM. 17	DIAM.22
IN5219	IN5220	IN5517
		
DIAM. 12	DIAM. 16	
IN5621P	IN5621G	IN5670
1,5AMP	3AMP	PULS. START 50 AMP ILLUM.
		
DIAM. 12	AURELIA	STAGNO
IN5663	IN5669	IN5635



SPIE LED CABLATE

 <p>MADE IN ITALY</p> <p>12V</p>	IN5605	B	SPIE LED D.8MM CON GHIERA
	IN5605	G	SPIE LED D.8MM CON GHIERA
	IN5605	R	SPIE LED D.8MM CON GHIERA
	IN5605	V	SPIE LED D.8MM CON GHIERA

 <p>MADE IN ITALY</p> <p>24V</p>	IN5605/24	B	SPIE LED D.8MM CON GHIERA
	IN5605/24	G	SPIE LED D.8MM CON GHIERA
	IN5605/24	R	SPIE LED D.8MM CON GHIERA
	IN5605/24	V	SPIE LED D.8MM CON GHIERA

 <p>12V</p>	<p>MADE IN ITALY</p>	 <p>12V</p>
IN5612		IN5626

 <p>24V</p>		 <p>24V</p>
IN5613		IN5627

INTERRUTTORI FINE CORSA



IN5642

LEVA LUNGA CON ROTELLA



IN5644

LEVA LUNGA



Dear Automotive

IN5647

PULSANTE



IN5648

PULSANTE CON ROTELLA



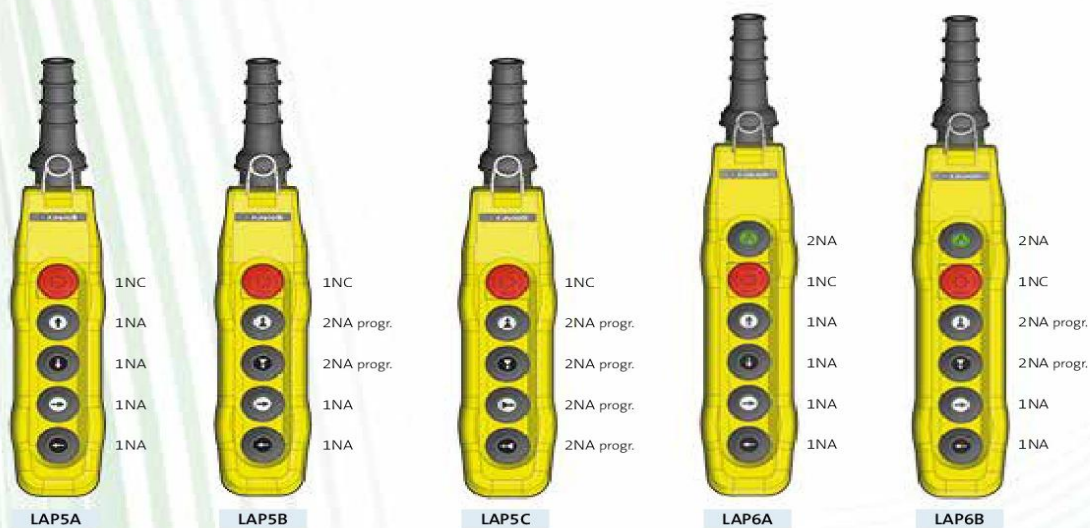
IN5649

LEVA CORTA CON ROTELLA

PULSANTIERA



IN555 PULSANTIERA 2 TASTI



MODELLI DISPONIBILI A RICHIESTA



CLACSON

PRESE-SPINE

Dea^{S.r.l.}
Automotive



WWW.DEAAUTOMOTIVESRL.COM

ACCENDISIGARI-PRESE-SPINE-USB

		
TRK8309	IN5625	IN5625/F
SPINA ACCENDINO	PRESA ACCENDINO	PRESA ACCENDINO FILETTATA
 12V	 24V	
IN5624	IN5624/24	IN5625/USB
ACCENDINO COMPLETO 12V	ACCENDINO COMPLETO 24V	PRESA DOPPIA USB
 	 	
IN5628/S	IN5628/I	
PRESA USB INCASSO	PRESA USB INCASSO	

AVVISATORI ACUSTICI



-12V-

TRK5800/1

TRK5800/2

KIT TROMBE 1 ATTACCO

KIT TROMBE 2 ATTACCHI



-24V-

TRK5804

KIT TROMBE



TRK5801

TRK5802

CLACSON 12V

CLACSON 24V



TRK8326

IN5614/12

CICALINO 12-24V

CICALINO 12V



TRK8327

TRK8329

AVVISATORE 12-80V

AVVISATORE 12-80V CABL.

Dea Automotive

12/24V

LAMPADINE

Dea
S.r.l.
Automotive



WWW.DEAAUTOMOTIVESRL.COM
















LAMPADE ALOGENE 12V

					
LMP9300	H1	LMP9304	H3	LMP9308/CLC	H4
ORIGINAL		ORIGINAL		ORIGINAL	
					
LMP9307	H5	LMP9310	H7	LMP9310/CLC	H7
ORIGINAL		ORIGINAL		CLASSIC	
					
LMP9355	H8	LMP9336	H9	LMP9404	H10
ORIGINAL		ORIGINAL		ORIGINAL	
					
LMP9337	H11	LMP9334	H15	LMP9401	H21
ORIGINAL		ORIGINAL		ORIGINAL	
					
LMP9316	HB3	LMP9314	HB4	LMP9987	HIR2
ORIGINAL		ORIGINAL		ORIGINAL	

LAMPADE AUSILIARIE 12V



					
LMP9311	ASY	LMP9006	1,2W	LMP9008	2W
ORIGINAL		ORIGINAL		ORIGINAL	
					
LMP9010	3W	LMP9007	5W	LMP9007/BLUE	5W
ORIGINAL		ORIGINAL		CLASSIC	
					
LMP9009	5W	LMP9705	10W	LMP9703	16W
ORIGINAL		ORIGINAL		ORIGINAL	
					
LMP9703/AR	16W	LMP9700	21W	LMP9704	21W
ORIGINAL		ORIGINAL		ORIGINAL	
					
LMP9701	21/5	LMP9235	27W	LMP9236	27W
ORIGINAL		ORIGINAL		ORIGINAL	

LAMPADE AUSILIARIE 12V



					
LMP9100	5w	LMP9101	5w	LMP9102	10w
ORIGINAL	11x38	ORIGINAL	11x41	ORIGINAL	11x41
					
LMP9103	15W	LMP9200	4W	LMP9201	5W
ORIGINAL	15X44	ORIGINAL		ORIGINAL	
					
LMP9202	10W	LMP9203	21W	LMP9205	21/5W
ORIGINAL		ORIGINAL		ORIGINAL	
					
LMP9204	21W	LMP9206	21/4W	LMP9208	21W
ORIGINAL		ORIGINAL		ORIGINAL	
					
LMP9209	21/5W	LMP9402	H6		
ORIGINAL		ALOGENA			


LAMPADIE SPECIFICHE

MICRO-CRUSCOTTO

	LMP9000	MF8	
	LMP9001	MF	
	LMP9002	MF6	

886-880

 886	LMP9327	 880
	H27-886	
	LMP9328	
	H27-880	

	LMP	9220	PS19W AUDI PG 20/1
	LMP	9221	PS24W AUDI PG 20/3
	LMP	9222	PSY19W WOLKS.PG 20/2 ARANCIO
	LMP	9223	PSY24W AUDI PG 20/4 ARANCIO
	LMP	9224	PY24W BMW PGU20/4 ARANCIO
	LMP	9225	PSX24W PEUGEOT PG 20
	LMP	9226	P13W PEUGEOT PG 18.5
	LMP	9229	PW24WSV SILVER
	LMP	9230	PSX26W
	LMP	9231	HP24W
	LMP	9231/A	HP24W ARANCIO
	LMP	9232	HPW16W
	LMP	9233	13,5V 24W AMBRATA
LMP	9234	PWY24W	



LAMPAD E XENON OSRAM

SEE THE WORLD IN A NEW LIGHT



	ORIGINAL		CLASSIC
LMP9962	D1S	LMP9962/CLC	D1S
	ORIGINAL		ORIGINAL
LMP9958	D1R	LMP9961	D2R
	ORIGINAL		CLASSIC
LMP9960	D2S	LMP9960/CLC	D2S



LAMPADE XENON OSRAM-AFTERMARKET

SEE THE WORLD IN A NEW LIGHT



ORIGINAL



CLASSIC

LMP9966

D3S

LMP9966/CLC

D3S



ORIGINAL



PHILIPS

LMP9959

D4S

LMP9963

D5S



RICAMBIO
AFTER MARKET



RICAMBIO
AFTER MARKET

LMP9965

H7

LMP9990

CENTRALINA XENON



LAMPADE NIGHT BREAKER-COOL BLU BOOST

			
NIGHT BREAKER LASER		NIGHT BREAKER LASER	
LMP9989	H4+130	LMP9988	H7+150
			
COOL BLU BOOST		COOL BLU BOOST	
LMP9237/H4	H4	LMP9237/H7	H7
			
COOL BLU BOOST		COOL BLU BOOST	
LMP9237/H1	H1	LMP9237/H8	H8
			
COOL BLU BOOST		COOL BLU BOOST	
LMP9237/H11	H11	LMP9237/HB4	HB4



LAMPADE XENON ECO



+30%

LMP9993

D1S



+30%

LMP9994

D2S



+30%

LMP9995

D3S

Dea
S.r.l.
Automotive








XENON KIT















Dea
Automotive

LMP9951	H4 CAN-BUS	12-24V
LMP9953	H7 CAN-BUS	12-24V
LMP9953/H3	H3 CAN-BUS	12-24V
RICAMBIO LAMPADA XENON		
LMP9967		

LAMPADE 24V

					
LMP9513	H1	LMP9514	H3	LMP9515	H4
ORIGINAL		ORIGINAL		ORIGINAL	
					
LMP9516	H5	LMP9517	H7	LMP9519	H21
ORIGINAL		ORIGINAL		CLASSIC	
					
LMP9500	1,2W	LMP9498	3W	LMP9501	5W
ORIGINAL		ORIGINAL		ORIGINAL	
					
LMP9495	5W	LMP9496	5W	LMP9497	10W
11X41		11X38		11X44	
					
LMP9502	MF	LMP9503	MF8		
GRIGIA		GRIGIA			

LAMPADE 24V

					
OSRAM 		OSRAM 		OSRAM 	
LMP9505	4W	LMP9506	5W	LMP9507	10W
					
OSRAM 		OSRAM 		OSRAM 	
LMP9508	21	LMP908/AR	21 AR.	LMP9509	21/5

OSRAM 



Dea
S.p.A.
Automotive

TRUCKSTAR 24V



LMP9517/H7TRUCKPR

H7



LMP9517/H4TRUCKS

H4



LMP9337/24

H11

Dear Automotive



KIT LED OSRAM

Dea Automotive OSRAM



ORIGINAL

CLASSIC

LMP	H1LED	H1
LMP	H4LED	H4
LMP	H7LED	H7
LMP	H11LED	H11
LMP	HB4LED	HB4

LMP	H7CLCOSRAM	H7
LMP	H4CLCOSRAM	H4
LMP	H11CLCOSRAM	H11

Dea Automotive



AFTER MARKET

KIT LED SPECIFICI

XLMP58599

MOD.VW H7

LMPHIR2LED

HIR2



KIT LED PRO



LMPH1PRO	KIT H1 LED OSRAM INSIDE
LMPH4PRO	KIT H4 LED OSRAM INSIDE
LMPH7PRO	KIT H7 LED OSRAM INSIDE
LMPH11PRO	KIT H11-H8 LED OSRAM INSIDE
LMPHB3PRO	KIT HB3 LED OSRAM INSIDE
LMPHB4PRO	KIT HB4 LED OSRAM INSIDE



KIT LAMPADE LED ECO



LMP9996/H7

KIT H7



LMP9996/HB4

KIT HB4



LMP9996/HB3

KIT HB3



LMP9996/H11

KIT H11

KIT LED AUSILIARIE OSRAM



Dea
Automotive



LMP9983/12OSRAM

T10 5W



Dea
Automotive



LMP9983/24OSRAM

T10 5W

LAMPADINE LED AUSILIARIE



SMD

OSRAM 

Dea Automotive



SMD

OSRAM 

Dea Automotive

LMP9986

T20-21W

LMP9986/215

T20-21/5W



CN2430

CONNETTORE DIURNO FCA



Dea Automotive

SMD

OSRAM 



Dea Automotive

SMD

OSRAM 

LMP9983/12

T10 5W---12V

LMP9983/24

T10 5W---24V

LAMPADE LED AUSILIARIE 12-24V



LMP9983/24CB

24V T10 5W CANBUS



LMP9981

24V BA15S 5W SFERA



LMP9982/124

12/24V BA15S 21W



LMP9980

12V BAY15D 21/5W



LMP9982/12CB

12 BA15S 21W

LAMPADE LED 12-24V



LMP9984/SM

12VT10--4LED--C/B



LMP9983

12VT10-9LED-OSRAM-C/B



LMP9985/31

SILURO 12V 11X31 C/B



LMP9985/36

SILURO 12V 11X36 C/B



LMP9985/39

SILURO 12V 11X39 C/B



LMP9985/41

SILURO 12V 11X41 C/B



LMP9985/24V

SILURO 24V C/B 11X39



Dea
Automotive

RESISTENZE



25 Ω

RE1999

25W

RESISTENZA



39 Ω

RE2006

10W

RESISTENZA



60 Ω

RE2008

50W

RESISTENZA T5



RE2003

12V-H7

RESISTENZA CAN-BUS



RE2005

12V5W



RE2004


12V-H4

RESISTENZA CAN-BUS



RE2007

12V-H11



✓ No errors



12/V

PRESE-SPINE

Dea
S.r.l.
Automotive



WWW.DEAAUTOMOTIVESRL.COM

PRESE -SPINE 12V

		
TRK8000	TRK8001	TRK8004
PRESA PLASTICA 7 POLI	SPINA PLASTICA 7 POLI	GUARNIZIONE PRESA
		
TRK8002	TRK8003	TRK8004
PRESA ALLUMINIO 7 POLI	SPINA ALLUMINIO 7 POLI	GUARNIZIONE PRESA
		 ERICH JAEGER  <small>Expertise Applied Answers Delivered</small>  <small>MEMBER'S</small>
TRK8034	TRK8031	
PRESA 13 POLI	SPINA 13 POLI	
		 Dea Automotive
TRK8030	TRK8029	
ADATTATORE 13-7	ADATTATORE 7-13	
		
TRK8000/B	TRK8001/B	
PRESA 7 POLI CENTR. FEMM.	SPINA 7 POLI CENTR.MASCH.	

PRESE -SPINE 12V



TRK8019

SPINA 2 POLI TIPO CO-BO



TRK8020

PRESA 2 POLI TIPO CO-BO



ERICH JAEGER



TRK8021

SPINA 3 POLI CO-BO



TRK8022

PRESA 3 POLI CO-BO



TRK8038

PRESA BIPOLARE



TRK8042

SPINA BIPOLARE



TRK8041

PRESA 12 V ALLUMINIO



TRK8039/H

PRESA 12V PLASTICA



24/V

TRUCK

Dea
Automotive



WWW.DEAAUTOMOTIVESRL.COM

NUOVE PRESE 7 POLI

IVECO

2020

Dea
S.r.l.
Automotive



ERICH JAEGER



IVECO



TRK8007J

PRESA NERA

LUCI



ERICH JAEGER



IVECO



TRK8008J

PRESA EUROPA BIANCA

SERVIZI



ERICH JAEGER

Dea
S.r.l.
Automotive

-PRESE-SPINE EBS-24V-



TRK8007

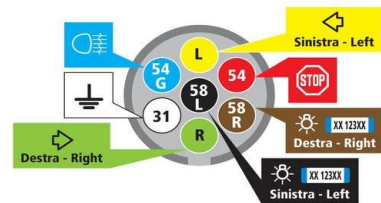
TRK8008

CN2209

PRESA 24V 7 POLI

PRESA 24V 7 POLI EUROPA

CONNETTORE 7 POLI



TRK8005/M

TRK8006/M

SPINA 24V 7 POLI

SPINA 24V 7 POLI EUROPA



ISO 7638	CONFIANTO N. CONNETT. PL.	FUNZIONE / FUNCTION	SEZIONE CAVO / CABLE SECTION	COLORE CAVO / CABLE COLOUR
1	1	Positivo alimentazione elettronico / Positive electronics	4 x 0.5 mm ²	ROSSO / RED
2	2	Positivo collegamento elettronico / Positive electronic connection	1.5 mm ²	NERO / BLACK
3	3	Negativo collegamento elettronico / Negative electronic connection	1.5 mm ²	GIALLO / YELLOW
4	4	Negativo alimentazione elettronico / Negative electronics	4 x 0.5 mm ²	MARRONE / BROWN
5	5	Dispositivo di allarme (lamina spirale) / Warning device (spring light)	1.5 mm ²	BIANCO / WHITE
6	6	Collegamento CAN-H / CAN-H connection	1.5 mm ²	VERDE / GREEN
7	7	Collegamento CAN-L / CAN-L connection	1.5 mm ²	MARRONE / BROWN

TRK8054

TRK8044

PRESA EBS 24V

SPINA EBS 24V

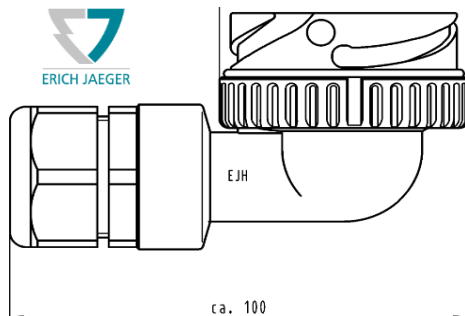


TRK8037

TRK8036

PRESA 15 POLI 24V

SPINA 15 POLI 24V



TRK8055

ADATTATORE PRESE

EBS

15 POLI

90°



SPIRALI 24V



TRK8009

SPIRALE 24V 7 POLI



TRK8010

SPIRALE 24V 7 POLI EUROPA



ERICH JAEGER



TRK8025

SPIRALE DOPPIA 15 (7+7)



TRK8033

SPIRALE EBS



ERICH JAEGER



TRK8035

SPIRALE 15POLI



ERICH JAEGER



TRK8036

ADATTATORE 15POLI (7+7)



ERICH JAEGER



ECONOMY LINE 24V

Dea
S.r.l.
Automotive



ECONOMY LINE



TRK8037/E

PRESA 15 POLI



TRK8036/E

SPINA 15 POLI



TRK8054/E

PRESA EBS 7 POLI



TRK8044/E

SPINA EBS 7 POLI

ECONOMY LINE



TRK8009/E
SPIRALE 7 POLI



TRK8010/E
SPIRALE 7 POLI EUROPA



TRK8025/E
SPIRALE 15- 7N+7B POLI



TRK8033/E
SPIRALE EBS 7 POLI

SPIRALI ARIA TRUCK



Dea_{S.p.A.}
Automotive

UTN086

SPIRALE ARIA ROSSA



Dea_{S.p.A.}
Automotive

UTN087

SPIRALE ARIA GIALLA

Dea_{S.p.A.}
Automotive

KIT SOFFIAGGIO CABINA

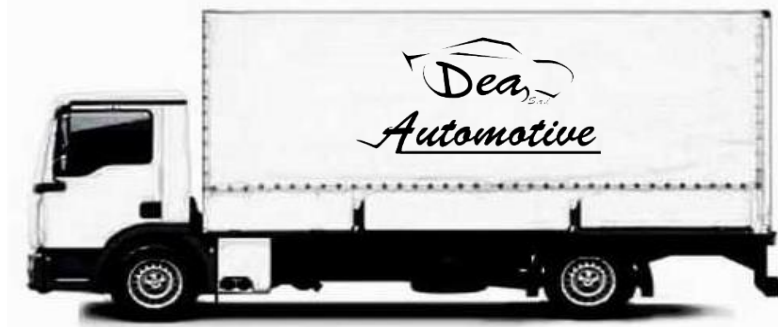
UNIVERSALE !

*Dea₂ST
Automotive*



UTN080

KIT SOFFIAGGIO CABINA



FANALERIA





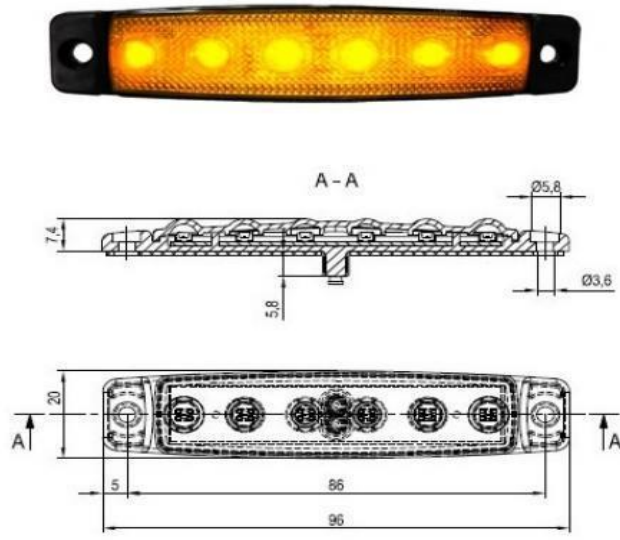


WWW.DEAAUTOMOTIVESRL.COM

LUCI INGOMBRO LED

		
TRK8241 TIPO HELLA	CK655 CLIP	CK653 CLICK-IN
		
CON STAFFA	CORNICE EFFETTO NEON	
TRK8461	TRK8092	TRK8462 SENZA STAFFA
		
CLICK-IN CON STAFFA	CLICK-IN	CLICK-IN
TRK8469	TRK8470 SENZA STAFFA	TRK8471 SENZA STAFFA
		
CLICK-IN CON STAFFA	CLICK-IN	CLICK-IN
TRK8472-ARANCIO COMPLETO DI STAFFA	TRK8472-ROSSO SENZA STAFFA	TRK8472-BIANCO SENZA STAFFA
		
TRK8475 TIPO HELLA	TRK8477 TIPO HELLA	TRK8478 TIPO HELLA

FANALI TARGA-LUCI LATERALI

 <p>CON CLICK-IN</p>	 <p>CON CLICK-IN</p>	
<p>TRK8428</p>	<p>TRK8429</p>	<p>TRK8411</p>
<p>LED</p>	<p>LED</p>	<p>LED</p>
 <p><i>Dea Automotive</i></p>		<p>TRK8490/</p> <p>ARANCIO</p> <p>BIANCO</p> <p>VERDE</p> <p>ROSSO</p> <p>EFFETTO NEON</p>
		<p>TRK8491</p> <p>ARANCIO</p> <p>BIANCO</p> <p>ROSSO</p> <p>VERDE</p> <p><i>Dea Automotive</i></p>

LUCI INGOMBRO

<p>DX</p>  <p>CLICK-IN LUNGO</p>	 <p>CLICK-IN MEDIO DX</p>	 <p>CORTO CLICK-IN</p>
<p>TRK8483</p>	<p>TRK8481</p>	<p>TRK8480</p>
 <p>SX</p> <p>CLICK-IN LUNGO</p>	 <p>CLICK-IN MEDIO SX</p>	
<p>TRK8484</p>	<p>TRK8482</p>	
		
<p>TRK8558</p>	<p>TRK8559</p>	<p>TRK8560</p>
<p>12-24V</p>	<p>12-24V</p>	<p>12-24V</p>
		
<p>TRK8561/ARANCIO</p>	<p>TRK8561/BIANCO</p>	<p>TRK8561/ROSSO</p>
<p>12-24V</p>	<p>12-24V</p>	<p>12-24V</p>
		
<p>TRK8479</p>	<p>TRK8430</p>	
<p>12-24V</p>	<p>MAN CABLATO</p>	
 		

LUCI INGOMBRO POSTERIORI LED



TRK8485/KSX

B-R-G SINISTRO LUNGO



TRK8485/KDX

B-R-G DESTRO LUNGO



TRK8487/KSX

B-R-G SINISTRO MEDIO



TRK8487/KDX

B-R-G DESTRO MEDIO



TRK8486/K

B-R-G CORTO



FANALI LED TIPO COBINO



TRK8705/DXDIN

FRECCIA DINAMICA DX



TRK8705/SXDIN

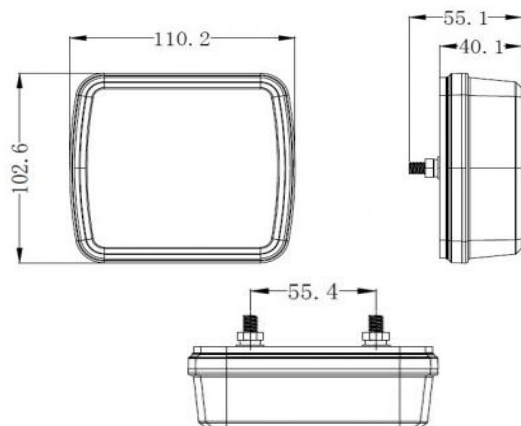
FRECCIA DINAMICA SX



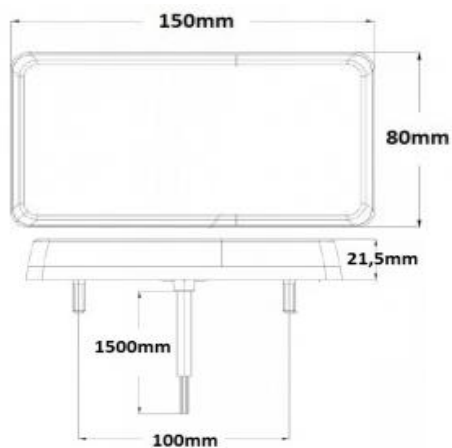
TRK8705



TRK8422KA



DIMENSIONI-TRK8705-(DXDIN-SXDIN)



DIMENSIONI-TRK8422KA

FANALI POSTERIORI LED



TRK8706

RETROMARCIA-NEBBIA



FRECCIA DINAMICA

TRK8703

POSIZIONE-FRECCIA -STOP-TARGA



XTRKW141

RETRONEBBIA



FANALI POSTERIORI LED DINAMICI 12/24V



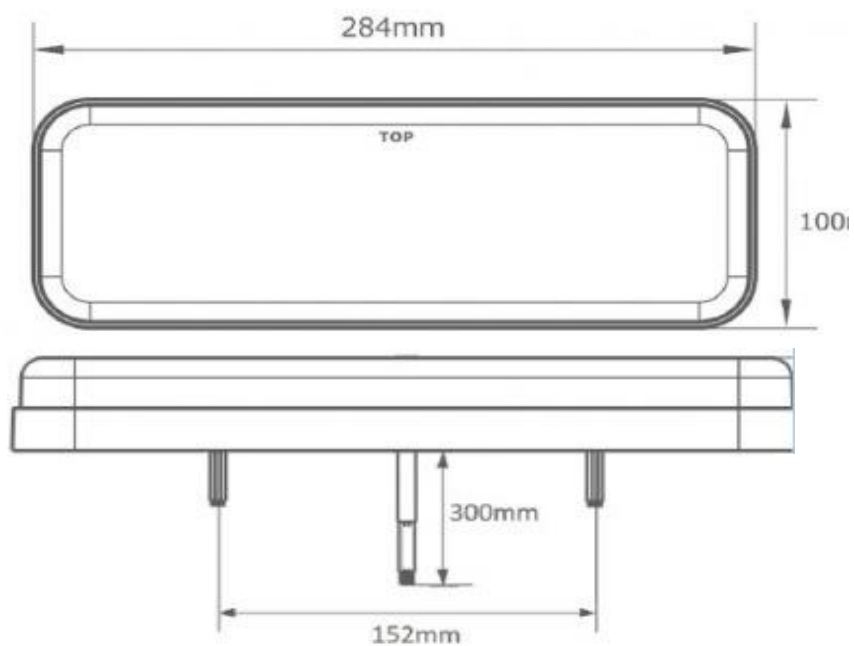
TRK8494

FANALE LED FRECCIA DINAMICA SX

12/24V

TRK8495

FANALE LED FRECCIA DINAMICA DX



DIMENSIONI


Dea
Automotive

FANALI POSTERIORI LED DINAMICI



TRK 8715

MOTRICE LED FRECCIA DINAMICA DX-SX



TRK 8713

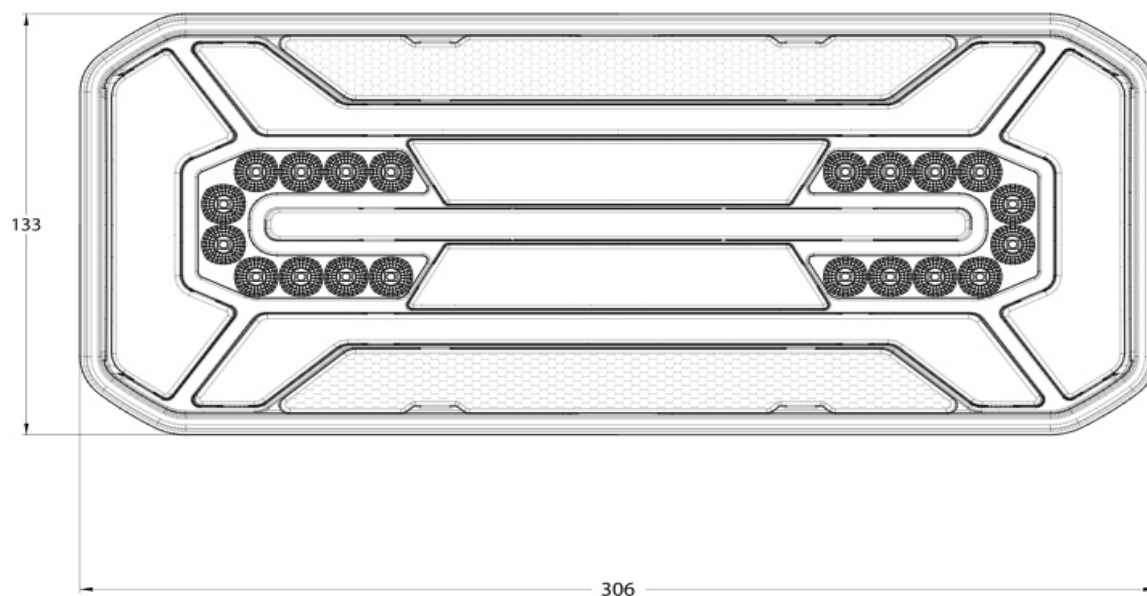
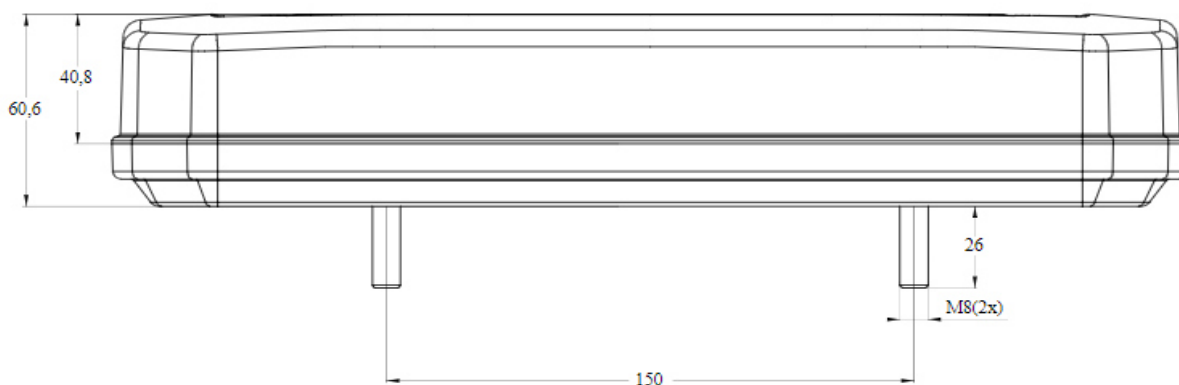
RIMORCHIO LED FRECCIA DINAMICA SX

TRK 8714

RIMORCHIO LED FRECCIA DINAMICA DX

*Dea
Automotive*

FANALI LED DINAMICI DIMENSIONI



Dea
Automotive

FANALI POSTERIORI RIMORCHIO LED

SX



DX

TRK8708

TRK8709

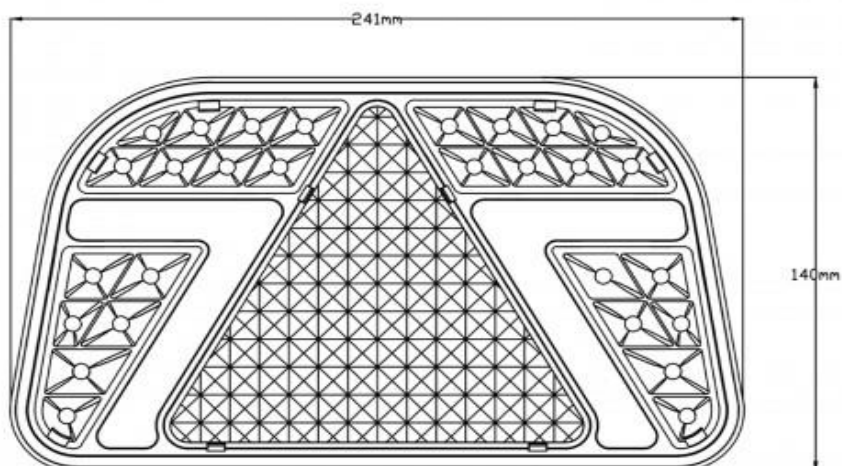
SX




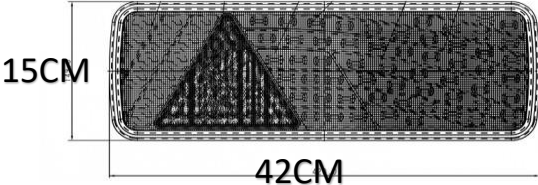

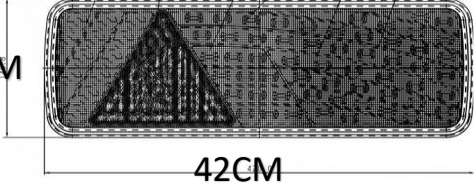

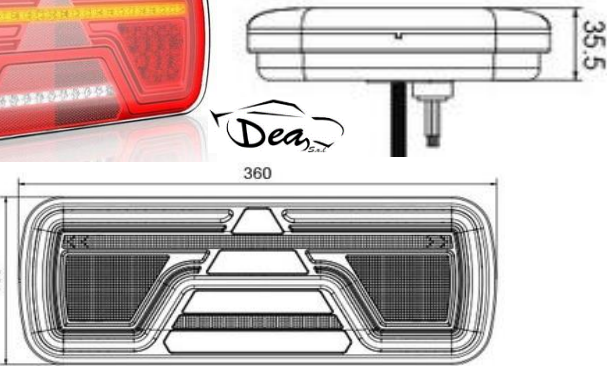

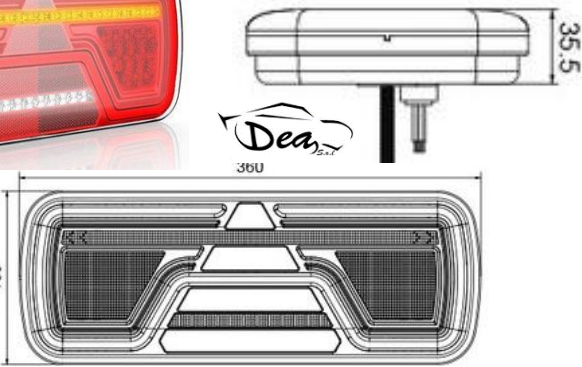
DX

TRK8717

TRK8718



FANALI POSTERIORI LED

  <p>15CM</p> <p>42CM</p>	<p>TRK8719</p>
  <p>15CM</p> <p>42CM</p>	<p>TRK8720</p>
  <p>12/24V</p> <p>135</p> <p>360</p> <p>35.5</p>	<p>TRK8500</p>
  <p>12/24V</p> <p>135</p> <p>360</p> <p>35.5</p>	<p>TRK8501</p>

FANALI -LENTI-POSTERIORI A LAMPADINA



*Dea
Automotive*

LENTE DAILY VECCHIO TIPO



(DX-SX)

XTRK027DX

DX

RETROMARCIA

TRK8534

XTRK027SX

SX

RETRONEBBIA

LENTE POST. EUROPOINT II



FANALE COMPLETO DAILY VECCHIO TIPO

TRK8492

DX

RETROM.

TRK8493

SX



NISSAN-RENAULT-EUROCARGO

LENTE

TRK8533

DX/SX

FANALE

XTRK3728

DX

FANALE

XTRK3729

SX



NUOVO DAILY

LENTE

TRK8524

DX/SX

FANALE

TRK8524DX

DX

FANALE

TRK8524SX

SX



LENTE FANALE 7 FUNZIONI

TRK8466

IVECO

DX-SX

FANALE COMPLETO

TRK8455

MULTI-FLASH



TRK8334

M-FLASH 3 LED



TRK8335

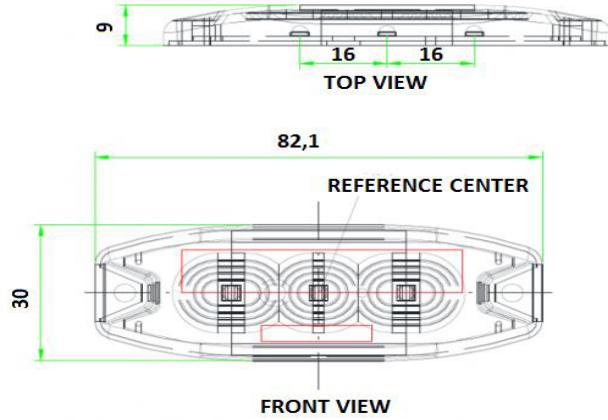
M-FLASH 4 LED



TRK8334/S

MULTI-FLASH SLIM

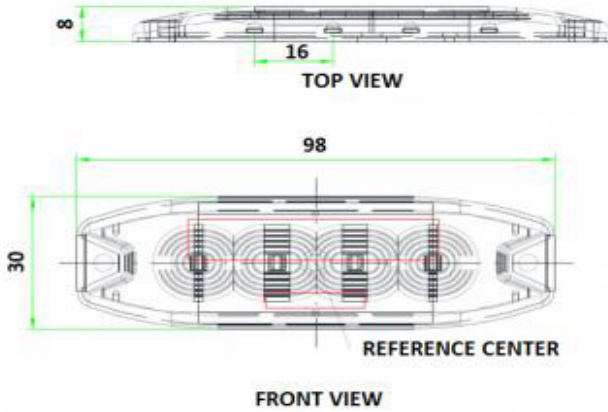
3 LED



TRK8335/S

MULTI-FLASH SLIM

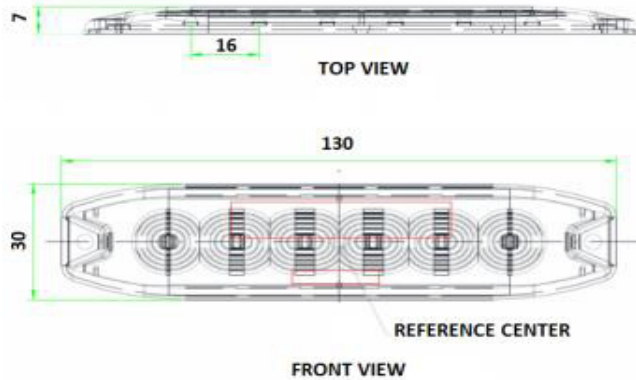
4 LED



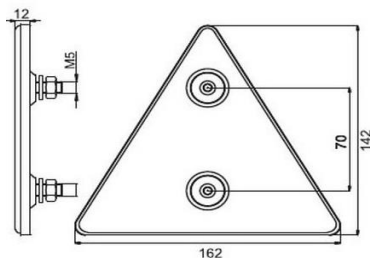
TRK8336/S

MULTI-FLASH SLIM

6 LED

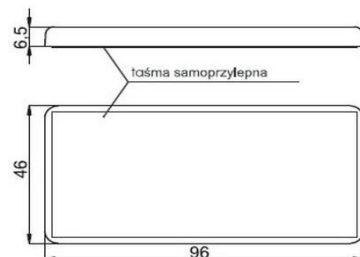


CATADIOTRI



TRK9384

TRIANGOLO CON PERNI



TRK9385

RETTANGOLO ADESIVO ROSSO



TRK9386/R

TONDO ADESIVO ROSSO

Dea Automotive

TRK9386

TONDO ADESIVO ARANCIO

TRK9386/B

TONDO ADESIVO BIANCO



TRK9387

TONDO ARANCIO CON PERNO

TRK9387/B

TONDO BIANCO CON PERNO



NR70701

GIALLO

NR70702

BIANCO

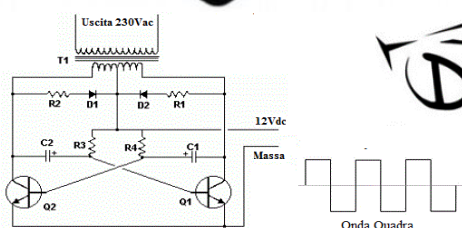
NR70703

ROSSO

NR70704

BIANCO-SEZ

INVERTER--RIDUTTORE DI TENSIONE



INV001

12V-1500W

INV002

12V-300W

INV003

12V-3000W

INV004

24V-1000W

**ALTRE POTENZE
A RICHIESTA**

RIDUTTORE DI TENSIONE



TRK8121

24V>12V-(5AH)

TRK8122

24V>12V-(10AH)

TRK8123

24V>12V-(20AH)



ACCESSORI SPONDA IDRAULICA



Dea^{S.r.l.}
Automotive



SEGNALATORE LED PEDANA

TRK1212

12/24V



TRK8082

PULSANTE SPONDA IDRAULICA



IN555

PULSANTIERA PENSILE

2 TASTI



ravioliTM

LAMPEGGIANTI

PLAFONIERE

Dea
Automotive



WWW.DEAAUTOMOTIVESRL.COM

GIREVOLI LED

MAGNETICO/BASE PIANA

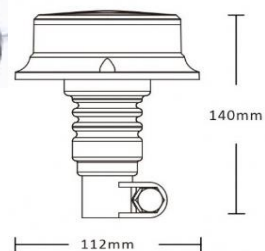


LPE0136



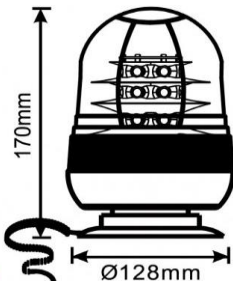
Dea S.p.A.

BASE PALO



LPE0137

Dea S.p.A.

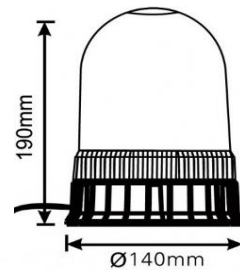


MAGNETICO



LPE8000

BASE PIANA



Dea S.p.A.

LPE7000



TRK8306

SUPPORTO GIREVOLE



TRK8307

SUPPORTO GIREVOLE



TRK8308

SUPPORTO GIREVOLE



TRK8309

SPINOTTO



Dea
Automotive

 **VIGNAL**
LIGHTING GROUP



 **VIGNAL**
LIGHTING GROUP

LPE200

BASE PIANA 12/24V LED



 **VIGNAL**
LIGHTING GROUP

LPE201

BASE MAGNETICA 12/24V LED

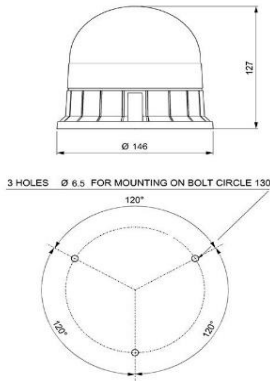


 **VIGNAL**
LIGHTING GROUP

LPE202

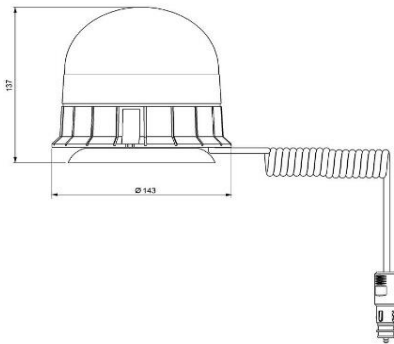
BASE PALO 12/24V LED

DIMENSIONI A PAG 192



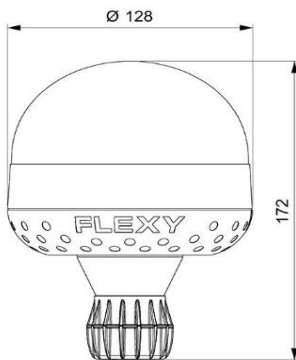
LPE200

BASE PIANA 12/24V LED



LPE201

BASE MAGNETICA 12/24V LED



LPE202

BASE PALO 12/24V LED





DISCHI VELOCITA'-TACHIGRAFO



UTN1070




UTN1080



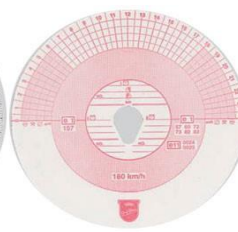
UNT1090



UTN10100



TRK9383



DISCHI TACHIGRAFO 125KM



CONNETTORI A PAG 143



FARI SEGNALEZIONE AUTOSTRADALI

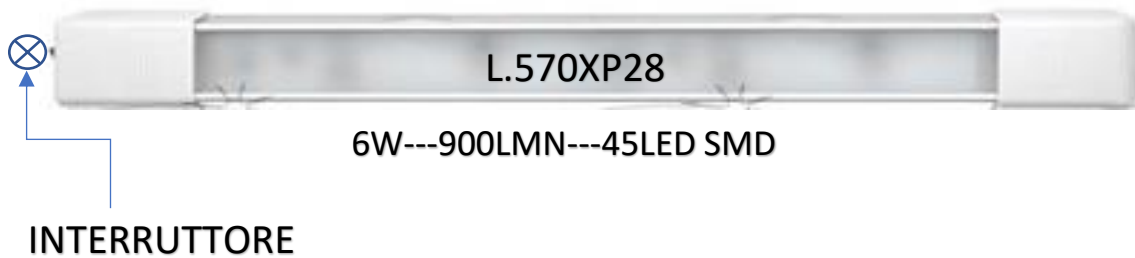
XTRK9701

DIAM.20CM

KIT 2 PZ.



PLAFONIERE LED 12-24V



TRK8233

12/24V

12/24V 990LM IP65



TRK8222

12/24V 1650LM IP65



TRK8223



TRK8232

1 MT 12V SENZA INTERRUTTORE SLIM



Dea
12V
BIANCO FREDDO
5MT

BOB9990



TRK8229

SLIM 12V 30CM INTERR.TOUCH/DIMMER



BOB9996

KIT RETROCAMERA

FARETTI LED

Dea_{S.r.l.}
Automotive



WWW.DEAAUTOMOTIVESRL.COM

FARETTI LED

	<p>TRK8208/OSRAM</p>
<p>9 LED QUADRATO</p>	<p>SMD LED OSRAM </p> <p>27W 2025LM 12-30V</p>
	<p>TRK8209/OSRAM</p>
<p>9 LED ROTONDO</p>	<p>SMD LED OSRAM </p> <p>27W 1700LM 12-30V</p>
	<p>TRK8205/OSRAM</p>
<p>16 LED QUADRATO</p>	<p>SMD LED OSRAM </p> <p>48W 3600LM 12-30V</p>

SEE THE WORLD IN A NEW LIGHT



Dea
Automotive

FARETTI LED



TRK8207

12/24V

45W 

16 LED



TRK8216

12/24V

CARBONIO

FARETTI LED



66X66

TRK8210

4 LED



50X50

TRK8214

MONO LED



111X60

TRK8211

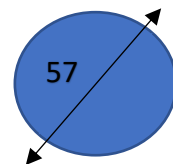
6 LED



114X70

TRK8218

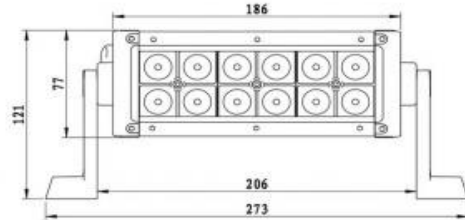
8 LED



TRK8215

MONO LED TONDO

BARRA LED



TRK8710

BARRA 12 LED PROFONDITA' 24W 1680 LM



10-30V 2500LM 72W

TRK8716

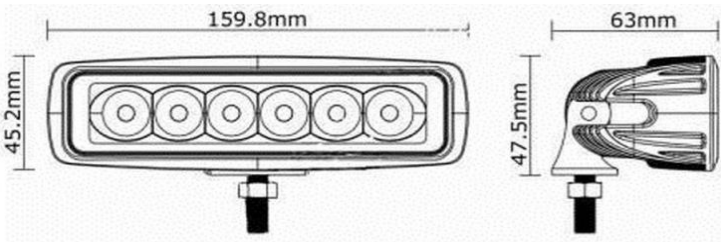
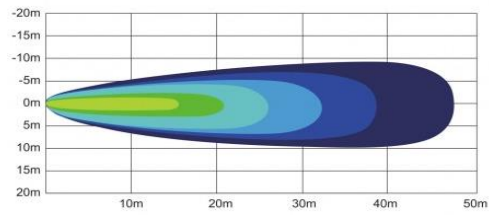


10-30V 1800LM 36W

TRK8212



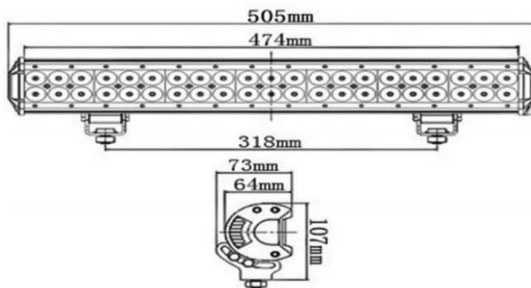
BARRA A LED



16 CM

TRK8204

6 LED SPOT- 18W - 1350LM - 12/24V



50,5 CM

TRK8707

42 LED-126W-9/32V 7200LM

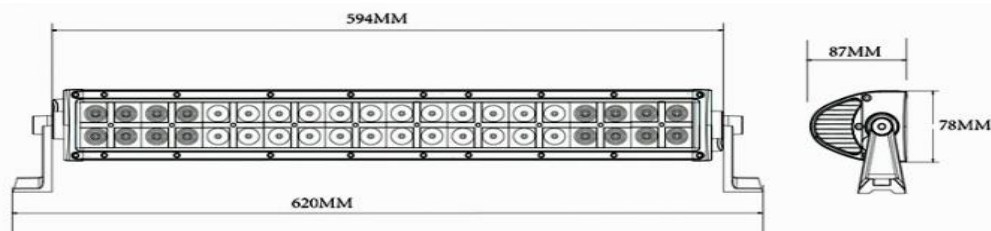


BARRA A LED

Dea Automotive



63CM



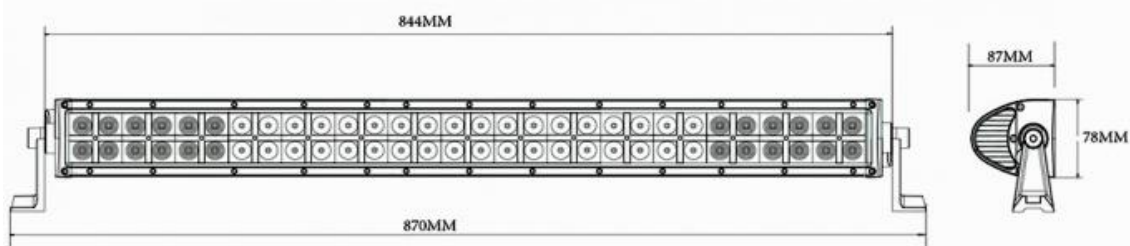
TRK8800

9-32V--40 LED-60W-4200LM--SPOT-FLOOD-COMBO

Dea Automotive



88,5CM



TRK8801

9-32V--60 LED-120W-8800LM--SPOT-FLOOD-COMBO

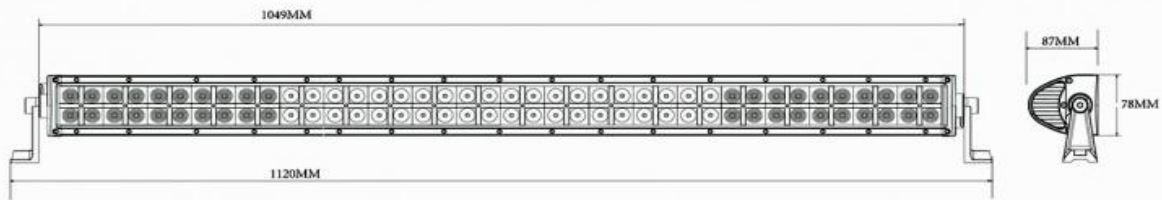
Dea Automotive



BARRA A LED



114 CM

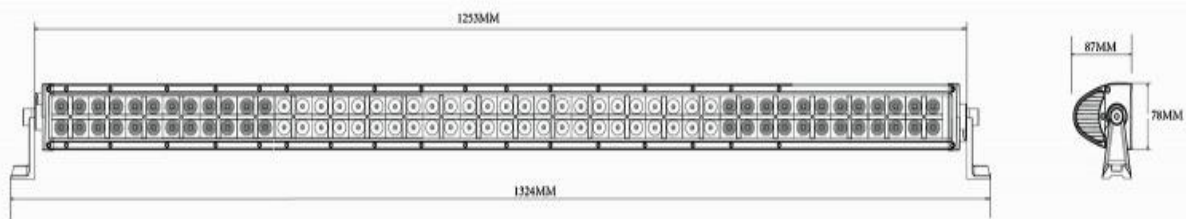


TRK8802

9-32V--80 LED-180W-13280LM--SPOT-FLOOD-COMBO



134 CM



TRK8803

9-32V--96 LED-240W-17600LM--SPOT-FLOOD-COMBO



KIT TELECAMERA



7"

TRK161046

KIT TELECAMERA

12-24V



TRK161046/CAM

TELECAMERA CMOS



TRK161046/PROL5

CAVO PROLUNGA

5 MT

TRK161046/PROL10

CAVO PROLUNGA

10 MT

TRK161046/PROL20

CAVO PROLUNGA

20 MT

Dea
S.r.l.
Automotive

LAMPADE ISPEZIONE

AVVIATORI

Dea
Automotive



WWW.DEAAUTOMOTIVESRL.COM

LAMPADA LAVORO



UTN290

Dea Automotive

LAMPADA LAVORO



UTN290/S

20+3 SMD OSRAM

SMD LED OSRAM

OSRAM



LAMPADE ISPEZIONE




*Dea_{S.r.l.}
Automotive*

1100 LUMEN

UTN292/P

RICARICABILE



*Dea_{S.r.l.}
Automotive*

600 LUMEN

UTN292/MINI

RICARICABILE

LAMPADE ISPEZIONE



SCA5610

SCANGRIP-MINI-SLIM



SCA5612

SCANGRIP-SLIM



UTN294

CON CAVO 12/24V



LMP9524

24V



UTN298



UTN292

AVVIATORI 12/24V



AVVIATORE/1900

12V



AVVIATORE/2500

12V



AVVIATORE/4000

12/24V



AVVIATORE/2200

12V



AVVIATORE/3200

12V



AVVIATORE/5000

12/24V



SCHEDE TECNICHE

Avviatori /
Boosters

Start Professional 1900 - 2200 - 2500

Avviatori /
Boosters

Start Professional 3200 - 4000 - 5000



Mod.	1900	2200	2500
Amperaggio Continuo / Continuous amperage	600 A	650 A	700 A
Tensione utilizzo / Output voltage	12 V	12 V	12 V
Numero batterie / Number of battery	1x12 V	1x12 V	12 V GENESIS
Amperaggio di spunto / Peak amperage	1800 A	2000 A	2200 A
Amperaggio Pinze / Clamps Amps	500 A	1000 A	1000 A
Lunghezza cavi / Cable lenght	160 cm	160 cm	160 cm
Sezione cavi / Cable size	35 mm	35 mm	35 mm
Tensione di ricarica / Recharge voltage	230 V	230 V	230 V
Caricabatterie automatico / Automatic battery charger	12 V 1,0 A	12 V 1,0 A	12 V 1,0 A
Cavi di ricarica (12 V) / Recharge cable (12 V)	si / yes	si / yes	si / yes
Pinze isolate / Insulated clamp	si / yes	si / yes	si / yes
Protezione sovratensione / Overvoltage protection	si / yes	si / yes	si / yes
Batterie sigillate / Sealed batteries	si / yes	si / yes	si / yes
Staccabatteria / Battery switch	si / yes	si / yes	si / yes
Dimensioni (mm) / Size (mm)	405 x 135 x 380	405 x 135 x 380	405 x 135 x 380
Peso netto (Kg) / Net Weight (Kg)	9,50	10	10

Mod.	3200	4000	5000 <small>Made in USA</small>
Amperaggio Continuo / Continuous amperage	1200 A	1300 - 650 A	1400 - 700 A
Tensione utilizzo / Output voltage	12 V	12 - 24V	12 - 24V
Numero batterie / Number of battery	2x12 V	2x12 V	2x12 V
Amperaggio di spunto / Peak amperage	3200 A	3600 - 1800 A	4400 - 2200 A
Amperaggio Pinze / Clamps Amps	1000 A	1000 A	1000 A
Lunghezza cavi / Cable lenght	160 cm	160 cm	160 cm
Sezione cavi / Cable size	35 mm	35 mm	35 mm
Tensione di ricarica / Recharge voltage	230 V	230 V	230 V
Caricabatterie automatico / Automatic battery charger	12 V 4 A	12 V 4 A	12 V 4 A
Cavi di ricarica (12 V) / Recharge cable (12 V)	si / yes	si / yes	si / yes
Pinze isolate / Insulated clamp	si / yes	si / yes	si / yes
Protezione sovratensione / Overvoltage Protection	si / yes	si / yes	si / yes
Batterie sigillate / Sealed batteries	si / yes	si / yes	si / yes
Staccabatteria / Battery switch	si / yes	si / yes	si / yes
Dimensioni (mm) / Size (mm)	405 x 180 x 380	405 x 180 x 380	405 x 180 x 380
Peso netto (Kg) / Net Weight (Kg)	18	18	18

PROVA BATTERIA



SU RICHIESTA

UTN304

TESTER BATTERIA



SU RICHIESTA

UTN304/ECO

TESTER BATTERIA



ATTREZZATURA

CHIMICO

Dea
Automotive



WWW.DEAAUTOMOTIVESRL.COM

MULTIMETRO-ACCESSORI

CON SONDA DI TEMPERATURA



UTN138

MULTIMETRO

CON SONDA DI TEMPERATURA



UTN138 MINI

MULTIMETRO



PINZA AMPEROMETRICA

UTN143



NERO

AGO MISURAZIONE CON CAVO

UTN139/B



UTN139

PUNTALI MULTIMETRO UNIVERSALI 20A



ROSSO

AGO MISURAZIONE CON CAVO

UTN139/A

UTENSILI



UTN110



UTN111



UTN117



UTN098

PINZA TERM. PREISOLATI



UTN099

6 MATRICI -1,5-6MM

UTN100ASSY

6 MATRICI -0,5-6MM

PINZE TYCO



UTN112

PINZA TERM. APERTI



UTN144

PINZA CRICCO PREISOLATI



UTN104

SPELACAVI



UTN142

PINZA CRICCO TERM. APERTI



UTN139

PUNTALINI MULTIMETRO



UTN107

CERCAFASE



UTN107/M (*)

CERCAFASE LED*



UTN094

TRANCIA CAVO



UTN107/RCB

RICAMBIO -UTN107(M)

* UTN107/M
PUO'ESSERE TRASFORMATO
A LAMPADINA



SW4688A

ASS.TO 5 CACCIAVITI

TAGLIO + -





paoli[®]
AVVITATORI
TECHNOLOGY AND PASSION



AVVITATORE PNEUMATICO

PA089G



100-946 NM 1/2 MAX1080 NM



AVVITATORE PNEUMATICO MINI

PA089M



100-600 NM 1/2

*Dea*_{S.r.l.}
Automotive

SPIRALI ARIA OFFICINA



UTN084

SPIRALE ARIA OFFICINA AUTO -- MM 8 X 15MT --








UTN085

SPIRALE ARIA OFFICINA TRUCK -- MM 10 X 15MT --

Dea Automotive

SALDATORI

			
UTN 123/W			SALDATORE DRITTO SOLO SU ORDINAZIONE
UTN 123			SALDATORE DRITTO
UTN124/W	SALDATORE A 90°		UTN 124
SOLO SU ORDINAZIONE		SALDATORE A 90°	
			
			
UTN125		SALDATORE A GAS	DREMEL
UTN125/R		PUNTE RICAMBIO	DREMEL
		UTN126MINI	UTN134
		TORCIA A GAS	RICARICA
		RICARICABILE	GAS
			200ML
			

STAZIONE SALDANTE--BUTANO



Dea_{S.p.A.}
Automotive

UTN195

48W

150-450°

STAZIONE SALDANTE

Dea_{S.p.A.}
Automotive



ROTHENBERGER



UTN137

TORCIA COMPLETA BUTANO 1800°



Dea_{S.p.A.}
Automotive



ROTHENBERGER

UTN135

RICARICA BUTANO

Dea_{S.p.A.}
Automotive

CHIMICO



UTN792/C

PULITORE FRENI ML600



UTN797

MULTIFUNZIONE ML400



UTN800

SBLOCCANTE ML400



UTN793

GRASSO SPRAY ML400



UTN790

TEFLON SPRAY ML400



UTN794

RIMUOVI ADESIVI ML400

CHIMICO



UTN788

UTN789

UTN796

SPRAY CONTATTI ML400

SPRAY ELETTRONICA ML200

AVVIAMENTO RAPIDO ML200



UTN798

UTN799/C

UTN787

AD.CIANOACRILICO ML20

OLIO VASELINA ML400

LUC. CRUSCOTTI NO-SIL ML500

CHIMICO



UTN873

UTN874

UTN873T

BICOMPONENTE PLAST. NERO

PISTOLA METALLO

BICOMPONENTE PLAST. TRASP.



UTN128

UTN128T

UTN785

COLLA CALDO NERA

COLLA CALDO TRASP.

LIQ. TERGI INV. ML250

CHIMICO



UTN821

UTN820

PROTEC9772

BRILLMAX BICOMP. 25LT

SUPERSOL MONOCOMP. 25LT

SILICON-SEALING BLACK



PRODOTTO SU RICHIESTA

AC001


AC002


UTNBLACK


OLIO PER CONDIZIONATORI


TRACCIANTE A/C


PASTA NERA TUBETTO

GUANTI			
MONOUSO			


	CODICE		TG	DESCRIZIONE
	GU	804M	M	NITRILE ARANCIONE
	GU	804L	L	NITRILE ARANCIONE
	GU	804XL	XL	NITRILE ARANCIONE

	CODICE		TG	DESCRIZIONE
	GU	806M	M	NITRILE NERO
	GU	806L	L	NITRILE NERO
	GU	806XL	XL	NITRILE NERO

	CODICE		TG	DESCRIZIONE
	GU	810M	M	NITRILE AZZURRO LEGG.
	GU	810L	L	NITRILE AZZURRO LEGG.
	GU	810XL	XL	NITRILE AZZURRO LEGG.

	CODICE		TG	DESCRIZIONE
	GU	807M	M	NITRILE BLU PESANTI
	GU	807L	L	NITRILE BLU PESANTI
	GU	807XL	XL	NITRILE BLU PESANTI

GUANTI NITRILE-STOFFA

	CODICE		TG	DESCRIZIONE
	GU	100M	M	NITRILE-STOFFA
	GU	100L	L	NITRILE-STOFFA
	GU	100XL	XL	NITRILE-STOFFA

	 	
UTN892/R		UTN822/R
PASTA LAVAMANI		GEL LAVAMANI

RONDELLE LEGA GOMMA



ASS011	LEGA-GOMMA	10
ASS012	LEGA-GOMMA	12
ASS002	LEGA-GOMMA	14
ASS003	LEGA-GOMMA	16
ASS001	LEGA-GOMMA	18
ASS013	LEGA-GOMMA	22

RONDELLE RAME



ASS005	RAME	12X18
ASS006	RAME	14X20
ASS004	RAME	16X22
ASS007	RAME	18X24
ASS015	RAME	22X27

RONDELLE TOROIDALI



ASS014	TOROIDALE	14X20
ASS008	TOROIDALE	16X22
ASS009	TOROIDALE	18X24

RONDELLA ALLUMINIO



ASS005/A	ALLUMINIO	12X18
ASS006/A	ALLUMINIO	14X20
ASS004/A	ALLUMINIO	16X22

RESISTENZE RISCALDAMENTO



RE1001

FIAT 500-PANDA



CN2337

CONNETTORE



RE1002

GRANDE PUNTO-DUCATO



CN2338

CONNETTORE



RE1003

FIAT VECCHIO TIPO



CN2339

CONNETTORE



RE1004

RENAULT-PEUGEOT-CITROEN



CN2463

CONNETTORE



CN2462

CONNETTORE



RE1005




RENAULT-NISSAN



KIT114

CONNETTORE

PILE BOTTONE



UTN153

20/16

UTN155

20/25

UTN154

20/32

SENSORI PARCHEGGIO



SP5596A

SENSORI PARKING ANTER. CON BUZZER

SP5596P

SENSORI PARKING POST. CON BUZZER

SP5598

SENSORI PARKING POST. DISPLAY

Dea
S.r.l.
Automotive

INDICE

DESCRIZIONE	PG.	DESCRIZIONE	PG.
ACCENDISIGARI USB	104	FANALI INGOMBRO	135
ACCESSORI SPONDE	150	FANALI POSTERIORI	136-148
ATTREZZATURA	172-179	FARETTI LED	156-163
AVVIATORI	169-171	FASCETTE GOMMATE	66
AVVISATORI ACUSTICI	105	FASCETTE NYLON	63-65
CAPPUCCI SUPERSEAL	5	FASCETTE STRINGITUBO	66
CAVO	73-78	FUSIBILI	47-57
CHIMICO	180-185	GIUNTI FASCETTE	67
CONNETTORI DI POTENZA	14	GUAINA PASSACAVO	60
CONNET.FANALI POST.TRUCK	17	GUAINA TERMORESTRINGENTI	60
CONNETTORI IVECO DUCATO	15	INTERRUTTORI	93-100
CONNETTORE MODIF.PANDA	23	INTERRUTTORI FINE CORSA	102
CONNET.RESISTENZA RISCALD.	13	INVERTER-RIDUTTORI	149
CONNETT. CIRCOLARI TRUCK	16	KIT RETROCAMERA	164
CONNETTORI PULL TO SEAL	15	LAMPADE ISPEZIONE	165-168
CONNETTORI SPECIFICI AUTO	15	LAMPADINE 12/24V	106-124
CONNETTORI WEATHER PACK	15	LAMPEGGIANTI	151-153
CONNETT.ELETTROVALVOLE	28	MORSETTI BATTERIA	68-70
CONNETT.PORTA LAMPADA	24-27	MORSETTIERE	82-83
CONNETT.SPECIF.CENTRALINE	20	NASTRO	65
CONNETTORI ALLESTIMENTO	19	NODO DERIVAZIONE	46
CONNETTORI ASPOCK ASS	14-18	PILE	188
CONNETTORI C280	8	PINZE BATTERIA	72
CONNETTORI CABLATI	22	PLAFONIERE	156
CONNETTORI CANDELETTE	15	PORTAFUSIBILI	58-59
CONNETTORI DEUTSCH	21	PRESE BIPOLARI RAVIOLI	79
CONNETTORI FEP	12	PRESE NATO	80
CONNETTORI HDSCS	9	PRESE SPINE 12V	125-126
CONNETTORI INIETTORI	14	PULSANTIERA RAVIOLI	103
CONNETTORI JPT	7	RELE'	85-92
CONNETTORI M-CON	11	RESISTENZE RISCALDAMENTO	187
CONNETTORI MQS	10	RONDELLE	186
CONNETTORI PACKARD	5	SCATOLA DERIVAZ. ASPOCK	81
CONNETTORI SIGMA	13	SELF CLOSING	60
CONNETTORI SSC	15	SENSORI PARCHEGGIO	188
CONNETTORI STANDARD	2	SPIE LED	101
CONNETTORI SUPERSEAL	3	SPIRALI 24V	129-134
CONNETTORI SUPERSEAL KIT	4	STACCABATTERIA	71
CONNETTORI TACHIGRAFO	18	STAGNO-LEGA711	84
CONNETTORI TIMER	6	TERMINALI 0,70	43
CONNETTORI TRUCK	18	TERMINALI AMPPOWER	44
CORRUGATO	61-62	TERMINALI BDK	40
EBS- 7/15- POLI TRUCK	127-128	TERMINALI BOSCH	40
ESTRATTORI	1	TERMINALI DEUTSCH	41



AUTOMOTIVE CONNECTORS
ELECTRICAL PARTS

WWW.DEAAUTOMOTIVESRL.COM

INFO@DEAAUTOMOTIVESRL.COM

+39-0382/478450

VIA EINAUDI 23

27020 TRAVACO' SICCOMARIO (PV)